



County Assessment Report 2016

Commonwealth of Pennsylvania

Overall Page 1

Partner Type Breakdowns

Youth Partners Page 10

Family Partners Page 19

All Other Partners Page 28

Commonwealth of Pennsylvania, Leadership Teams

Overall Page 37

Partner Type Breakdowns

Youth Partners Page 46

Family Partners Page 55

All Other Partners Page 64



**Pennsylvania
2016 County Assessment Report**

Commonwealth of Pennsylvania

Level 1 (0% - 10%)	Little Implementation
Level 2 (10% - 20%)	
Level 3 (20% - 30%)	Some Implementation
Level 4 (30% - 40%)	
Level 5 (40% - 50%)	Moderate Implementation
Level 6 (50% - 60%)	
Level 7 (60% - 70%)	Substantial Implementation
Level 8 (70% - 80%)	
Level 9 (80% - 90%)	Extensive Implementation
Level 10 (90% - 100%)	

Youth Partners:	29
Family Partners:	84
Elected/Appointed Partners:	7
Provider Organization Partners:	76
Managed Care Organization Partners:	8
Community Partners:	15
System Partners:	193
Other Partners:	32
Missing Partner:	3
Total:	447

Overall State Level of Implementation: 8 Substantial Implementation

* Surveys with more than 50% of the questions left unanswered were not included in this report.

I. Implementation of the PA System of Care Standards

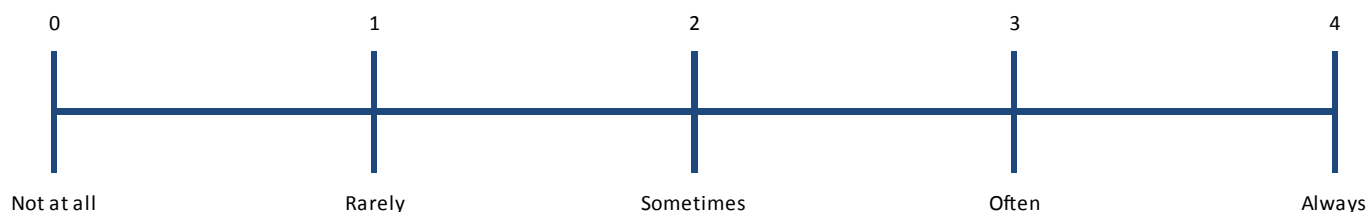
A. County Leadership Team

	% Yes	% No	n	Missing	N/A	Unsure
There is a Leadership Team in my county.	88.4%	11.6%	328	1	0	118
I am a member of the Leadership Team in my county.	67.5%	32.5%	280	4	157	6

Note: Percentages exclude Missing, N/A, and Unsure Responses

Section A Score: **9** Extensive Implementation

	Avg.	n	Missing	N/A	Unsure
1. The Leadership Team includes youth and family members.	3.2	257	1	160	29
2. I am a member of this Leadership Team committed to the PA SOC standards and know my roles and responsibilities.	3.1	222	2	211	12
3. My Leadership Team includes leaders from the child-serving systems (mental health, child welfare, juvenile justice, drug and alcohol, education, physical health, and/or intellectual and developmental disabilities).	3.7	261	3	163	20
4. My Leadership Team meets regularly at times convenient for all members.	3.5	243	3	163	38
5. Members use data and information to make decisions about changes in policy.	3.2	230	2	162	53
6. Leadership Team decisions resulted in changes in policy.	2.7	198	3	170	76



* n = Total responses (excludes Missing, N/A, and Unsure responses)

** Average score = Total score divided by "n"

I. Implementation of the PA System of Care Standards

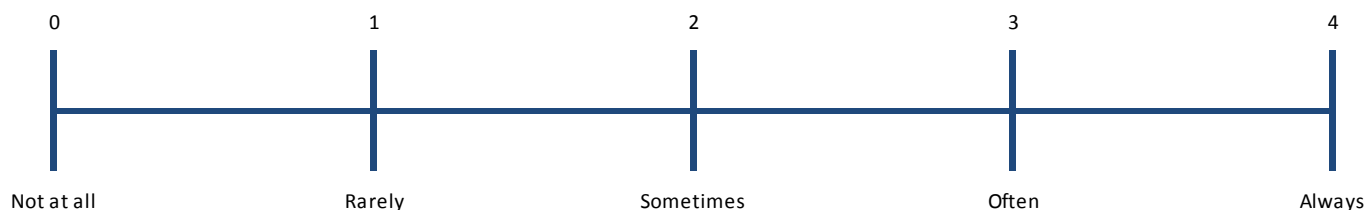
B. Youth-driven

Section B Score:

7

Substantial Implementation

	Avg.	n	Missing	N/A	Unsure
1. In my county, there are opportunities for youth voice in each child-serving system.	2.6	382	1	2	62
2. Youth in my county are given the information needed to be decision-makers about their own care and well-being.	2.6	371	2	1	73
3. My county has incentives in place for youth participation. (Examples: stipends, assistance with transportation, travel reimbursement, childcare, etc.).	2.6	343	0	3	101
4. Youth in my county have access to a youth organization that supports youth involvement.	2.7	377	0	1	69



* n = Total responses (excludes Missing, N/A, and Unsure responses)

** Average score = Total score divided by "n"

I. Implementation of the PA System of Care Standards

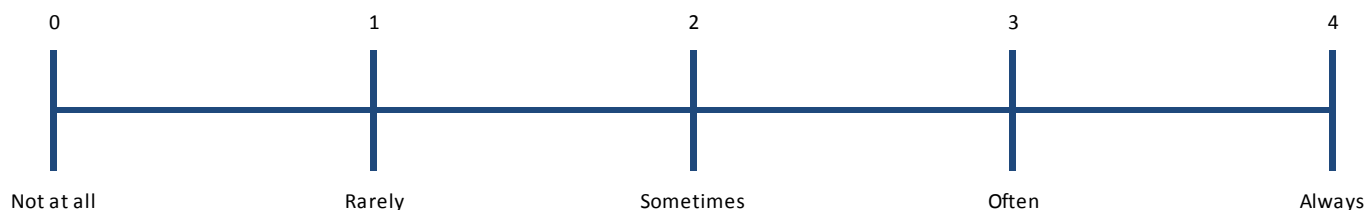
C. Family-driven

Section C Score:

8

Substantial Implementation

	Avg.	n	Missing	N/A	Unsure
1. There is a family organization/group in my county.	3.1	340	3	2	102
2. Peer support is available for families in my county.	2.9	377	2	0	68
3. Families are invited to trainings held by system partners or providers in my county.	2.9	391	4	2	50
4. Family members have a primary role in the decisions which influence their child and family regardless of services.	3.0	404	2	1	40
5. Family members are involved in county and/or state committees or boards.	2.6	348	1	1	97
6. Community and natural supports are included in service plans (such as: Individualized Education Plan (IEP), Individualized Service Plan (ISP), Family Service Plan (FSP), etc.).	2.9	406	1	0	40



* n = Total responses (excludes Missing, N/A, and Unsure responses)

** Average score = Total score divided by " n "

I. Implementation of the PA System of Care Standards

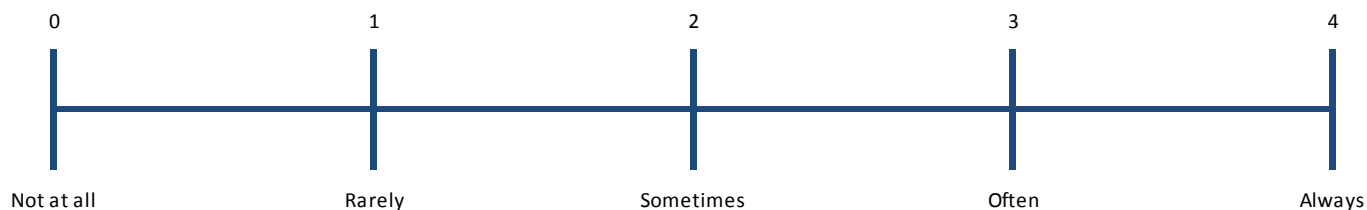
D. Integration of Child-Serving Systems

Section D Score:

7

Substantial Implementation

	Avg.	n	Missing	N/A	Unsure
1. Overall the mission, vision, and outcomes of each of the child-serving systems are shared among the child-serving systems, as well as with youth and families as part of its community planning and work.	2.7	360	3	1	83
2. My county coordinates trainings that are developed and presented jointly with youth and families.	2.4	380	1	3	63
3. A unified plan of care is developed to address youth and family needs/goals regardless of how they enter the child-serving system.	2.5	363	4	1	79
4. Data about the child-serving systems is shared with youth, family, community, and system partners.	2.5	355	3	1	88
5. Solutions to barriers are included in service planning for youth and families.	2.6	363	2	0	82



* n = Total responses (excludes Missing, N/A, and Unsure responses)

** Average score = Total score divided by " n "

I. Implementation of the PA System of Care Standards

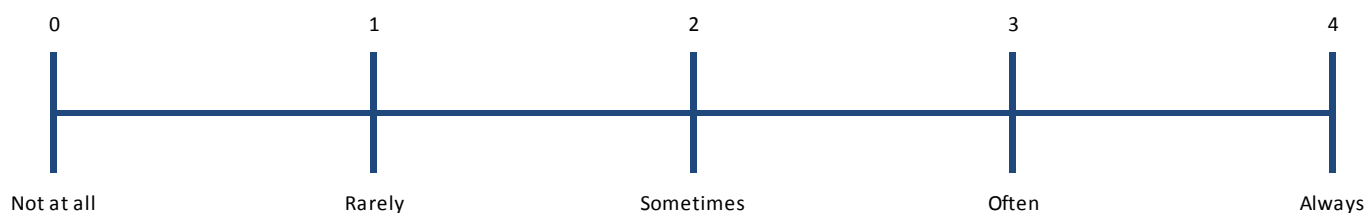
E. Natural and Community Supports

Section E Score:

7

Substantial Implementation

	Avg.	n	Missing	N/A	Unsure
1. My county has a broad resource list of community supports and activities for youth and families which is readily available and shared.	2.7	402	0	1	44
2. My county identifies and promotes natural supports and community resources that help meet the broader community/cultural needs.	2.8	408	1	0	38
3. Youth and family plans include natural and community supports in a useful/meaningful way that effects positive change.	2.7	399	1	0	47
4. My county values the growth of natural supports and community resources that have been identified as positive and effective supports by youth and families.	2.9	403	3	0	41



* n = Total responses (excludes Missing, N/A, and Unsure responses)

** Average score = Total score divided by "n"

I. Implementation of the PA System of Care Standards

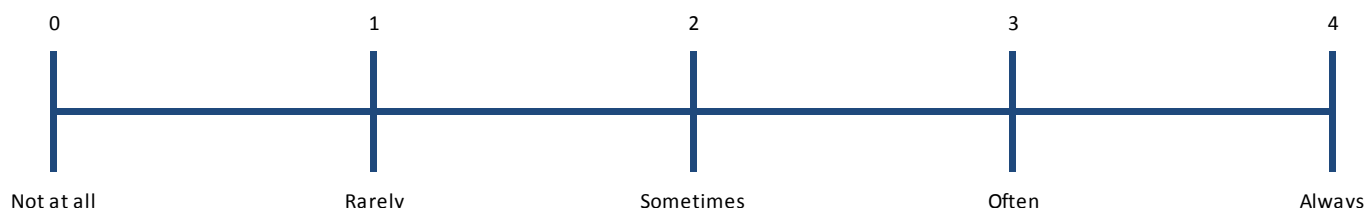
F. Cultural and Linguistic Competence

Section F Score:

7

Substantial Implementation

	Avg.	n	Missing	N/A	Unsure
1. Leaders in my county understand county demographics and diversity (culture, age, income, education, race, ethnicity, religion, primary language, sexual orientation, gender identity, and disability status).	2.9	389	6	1	51
2. My county ensures the availability of culturally relevant trainings for youth, family, system partners, and community partners.	2.5	372	5	0	70
3. My county partners with culture brokers (e.g. traditional healers, places of worship, ethnic media outlets, alternative medicine practitioners, cultural organizations, local businesses, social organizations, etc.).	2.2	327	5	3	112
4. In my county, translation and interpretation services are available for those with limited English proficiency seeking services in the county.	2.6	354	8	3	82
5. Culturally and linguistically diverse families are represented in the decision-making processes at all levels of services.	2.1	313	5	4	125



* n = Total responses (excludes Missing, N/A, and Unsure responses)

** Average score = Total score divided by "n"

I. Implementation of the PA System of Care Standards

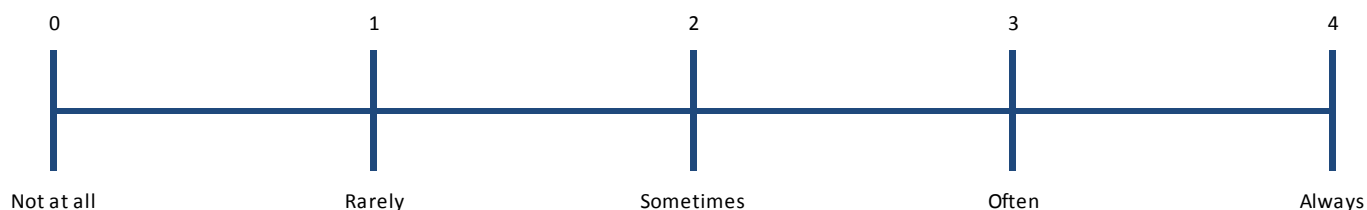
G. Youth and Family Services and Supports Planning Process

Section G Score:

8

Substantial Implementation

	Avg.	n	Missing	N/A	Unsure
1. My county has a planning process model (see above) that can be utilized by any youth or family.	3.1	344	7	0	96
2. There is an identified step-by-step dedicated referral process.	3.2	344	8	0	95
3. Youth and families can self-refer.	3.2	349	11	0	87
4. The Planning Process includes youth and/or family peer supports as identified and needed by the youth and family.	3.1	349	7	1	90



* n = Total responses (excludes Missing, N/A, and Unsure responses)

** Average score = Total score divided by "n"

I. Implementation of the PA System of Care Standards

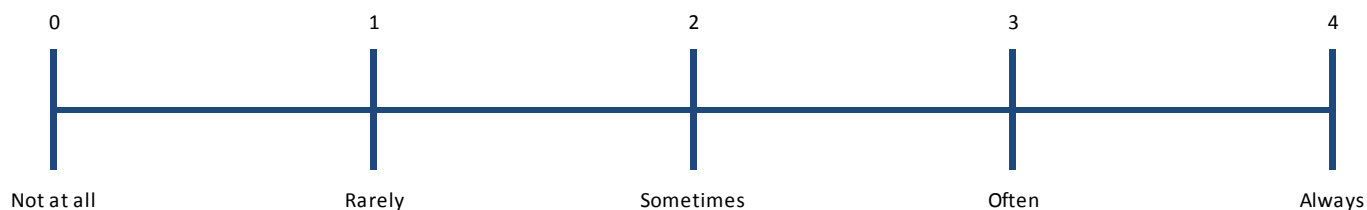
H. Evaluation and Continuous Quality Improvement (CQI)

Section H Score:

8

Substantial Implementation

	Avg.	n	Missing	N/A	Unsure
1. My county regularly reviews and uses data to make decisions.	3.0	328	11	2	106
2. Data is used to help county services and supports improve their practices.	3.0	337	11	2	97
3. My county reviews data to identify and eliminate any barriers (cultural/linguistic/racial/ethnic) to receiving services and supports.	2.8	318	11	2	116
4. The child-serving systems in my county work together to reduce barriers related to data sharing.	2.7	331	11	2	103



* n = Total responses (excludes Missing, N/A, and Unsure responses)

** Average score = Total score divided by "n"



Pennsylvania 2016 County Assessment Report

Commonwealth of Pennsylvania

Level 1	(0% - 10%)	Little Implementation
Level 2	(10% - 20%)	
Level 3	(20% - 30%)	Some Implementation
Level 4	(30% - 40%)	
Level 5	(40% - 50%)	Moderate Implementation
Level 6	(50% - 60%)	
Level 7	(60% - 70%)	Substantial Implementation
Level 8	(70% - 80%)	
Level 9	(80% - 90%)	Extensive Implementation
Level 10	(90% - 100%)	

Youth Partners:	29
Family Partners:	0
Elected/Appointed Partners:	0
Provider Organization Partners:	0
Managed Care Organization Partners:	0
Community Partners:	0
System Partners:	0
Other Partners:	0
Missing Partner:	0
Total:	29

Overall State Level of Implementation: **7 Substantial Implementation**

* Surveys with more than 50% of the questions in left unanswered were not included in this report.

I. Implementation of the PA System of Care Standards

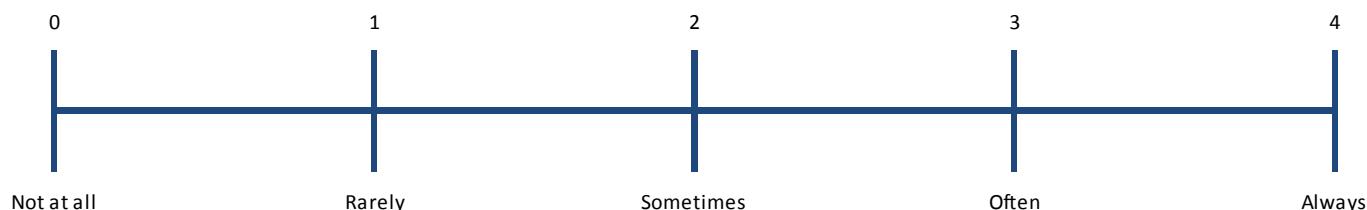
A. County Leadership Team

	% Yes	% No	n	Missing	N/A	Unsure
There is a Leadership Team in my county.	83.3%	16.7%	18	0	0	11
I am a member of the Leadership Team in my county.	100.0%	0.0%	13	0	14	2

Note: Percentages exclude Missing, N/A, and Unsure Responses

Section A Score: **9** Extensive Implementation

	Avg.	n	Missing	N/A	Unsure
1. The Leadership Team includes youth and family members.	3.3	12	0	14	3
2. I am a member of this Leadership Team committed to the PA SOC standards and know my roles and responsibilities.	3.3	12	0	14	3
3. My Leadership Team includes leaders from the child-serving systems (mental health, child welfare, juvenile justice, drug and alcohol, education, physical health, and/or intellectual and developmental disabilities).	3.8	13	0	14	2
4. My Leadership Team meets regularly at times convenient for all members.	3.3	12	1	14	2
5. Members use data and information to make decisions about changes in policy.	3.2	13	0	14	2
6. Leadership Team decisions resulted in changes in policy.	3.2	10	0	14	5



* n = Total responses (excludes Missing, N/A, and Unsure responses)

** Average score = Total score divided by "n"

I. Implementation of the PA System of Care Standards

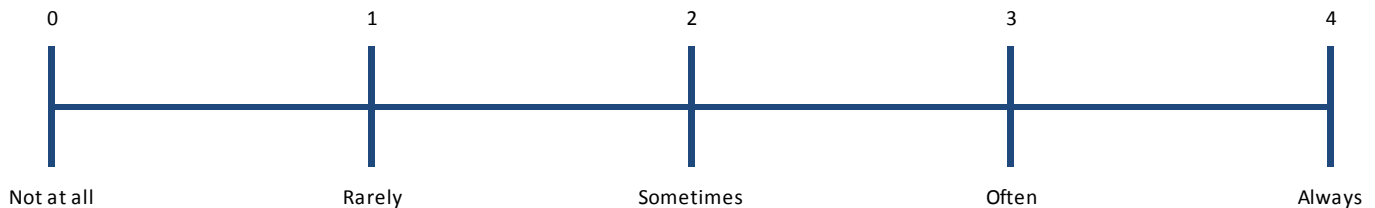
B. Youth-driven

Section B Score:

7

Substantial Implementation

	Avg.	n	Missing	N/A	Unsure
1. In my county, there are opportunities for youth voice in each child-serving system.	2.5	24	0	0	5
2. Youth in my county are given the information needed to be decision-makers about their own care and well-being.	2.5	25	0	0	4
3. My county has incentives in place for youth participation. (Examples: stipends, assistance with transportation, travel reimbursement, childcare, etc.).	2.4	26	0	1	2
4. Youth in my county have access to a youth organization that supports youth involvement.	2.6	28	0	0	1



* n = Total responses (excludes Missing, N/A, and Unsure responses)

** Average score = Total score divided by "n"

I. Implementation of the PA System of Care Standards

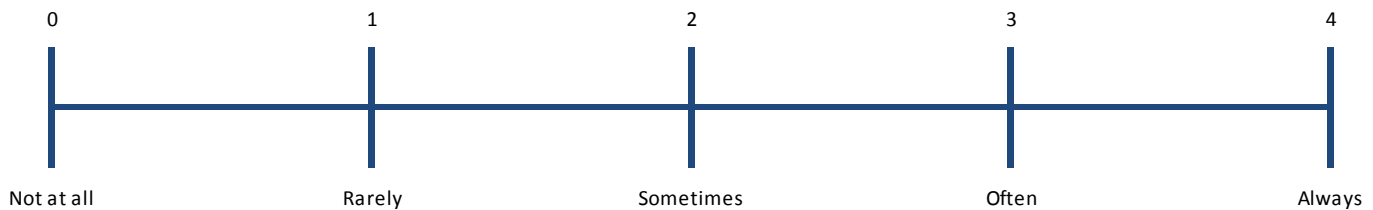
C. Family-driven

Section C Score:

7

Substantial Implementation

	Avg.	n	Missing	N/A	Unsure
1. There is a family organization/group in my county.	3.0	25	0	1	3
2. Peer support is available for families in my county.	2.9	27	0	0	2
3. Families are invited to trainings held by system partners or providers in my county.	2.5	23	0	2	4
4. Family members have a primary role in the decisions which influence their child and family regardless of services.	2.7	26	0	0	3
5. Family members are involved in county and/or state committees or boards.	2.4	23	0	1	5
6. Community and natural supports are included in service plans (such as: Individualized Education Plan (IEP), Individualized Service Plan (ISP), Family Service Plan (FSP), etc.).	2.8	28	0	0	1



* n = Total responses (excludes Missing, N/A, and Unsure responses)

** Average score = Total score divided by " n "

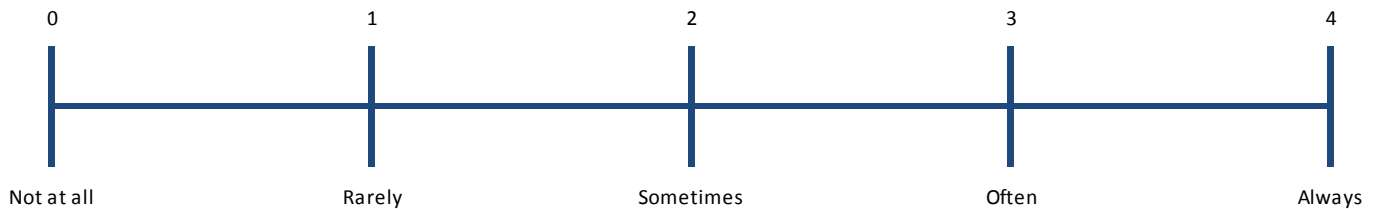
I. Implementation of the PA System of Care Standards

D. Integration of Child-Serving Systems

Section D Score: **7**

Substantial Implementation

	Avg.	n	Missing	N/A	Unsure
1. Overall the mission, vision, and outcomes of each of the child-serving systems are shared among the child-serving systems, as well as with youth and families as part of its community planning and work.	2.7	24	0	1	4
2. My county coordinates trainings that are developed and presented jointly with youth and families.	2.4	27	1	1	0
3. A unified plan of care is developed to address youth and family needs/goals regardless of how they enter the child-serving system.	2.6	24	0	0	5
4. Data about the child-serving systems is shared with youth, family, community, and system partners.	2.6	25	0	0	4
5. Solutions to barriers are included in service planning for youth and families.	2.6	27	0	0	2



* n = Total responses (excludes Missing, N/A, and Unsure responses)

** Average score = Total score divided by "n"

I. Implementation of the PA System of Care Standards

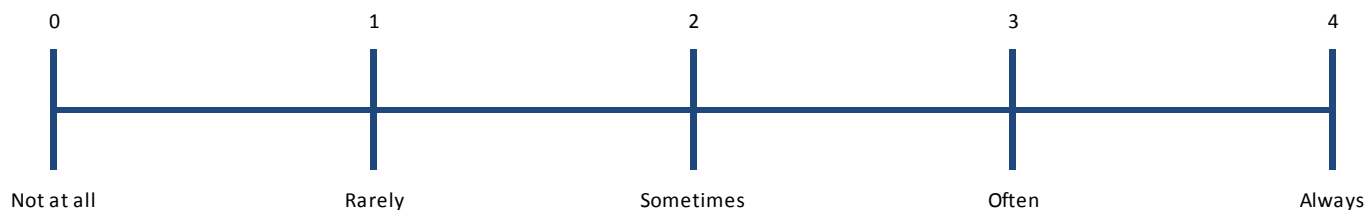
E. Natural and Community Supports

Section E Score:

7

Substantial Implementation

	Avg.	n	Missing	N/A	Unsure
1. My county has a broad resource list of community supports and activities for youth and families which is readily available and shared.	2.7	27	0	0	2
2. My county identifies and promotes natural supports and community resources that help meet the broader community/cultural needs.	2.9	27	0	0	2
3. Youth and family plans include natural and community supports in a useful/meaningful way that effects positive change.	2.7	26	0	0	3
4. My county values the growth of natural supports and community resources that have been identified as positive and effective supports by youth and families.	2.8	26	0	0	3



* n = Total responses (excludes Missing, N/A, and Unsure responses)

** Average score = Total score divided by "n"

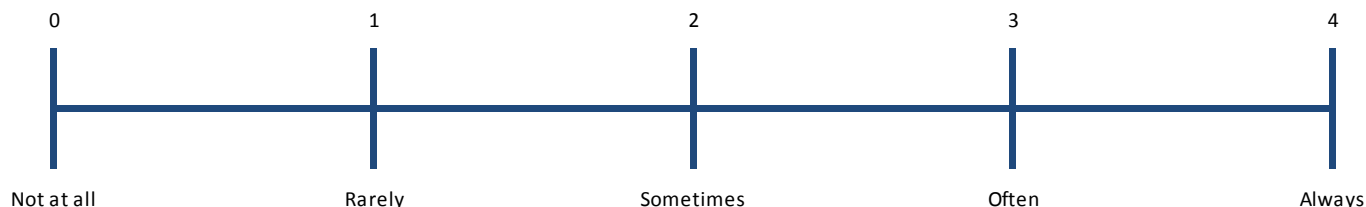
I. Implementation of the PA System of Care Standards

F. Cultural and Linguistic Competence

Section F Score: **7**

Substantial Implementation

	Avg.	n	Missing	N/A	Unsure
1. Leaders in my county understand county demographics and diversity (culture, age, income, education, race, ethnicity, religion, primary language, sexual orientation, gender identity, and disability status).	2.6	23	1	0	5
2. My county ensures the availability of culturally relevant trainings for youth, family, system partners, and community partners.	2.4	22	1	0	6
3. My county partners with culture brokers (e.g. traditional healers, places of worship, ethnic media outlets, alternative medicine practitioners, cultural organizations, local businesses, social organizations, etc.).	2.4	21	1	0	7
4. In my county, translation and interpretation services are available for those with limited English proficiency seeking services in the county.	2.5	21	2	0	6
5. Culturally and linguistically diverse families are represented in the decision-making processes at all levels of services.	2.4	22	1	0	6



* n = Total responses (excludes Missing, N/A, and Unsure responses)

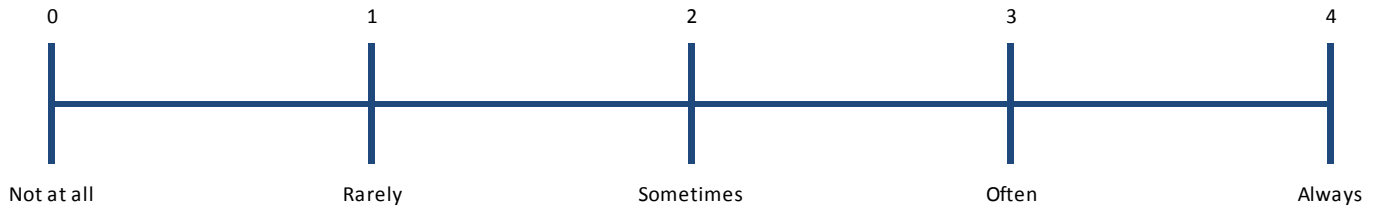
** Average score = Total score divided by "n"

I. Implementation of the PA System of Care Standards

G. Youth and Family Services and Supports Planning Process

Section G Score: **8****Substantial Implementation**

	Avg.	n	Missing	N/A	Unsure
1. My county has a planning process model (see above) that can be utilized by any youth or family.	2.8	22	1	0	6
2. There is an identified step-by-step dedicated referral process.	3.0	23	1	0	5
3. Youth and families can self-refer.	3.0	19	1	0	9
4. The Planning Process includes youth and/or family peer supports as identified and needed by the youth and family.	3.0	24	1	0	4



* *n* = Total responses (excludes Missing, N/A, and Unsure responses)

** Average score = Total score divided by "*n*"

I. Implementation of the PA System of Care Standards

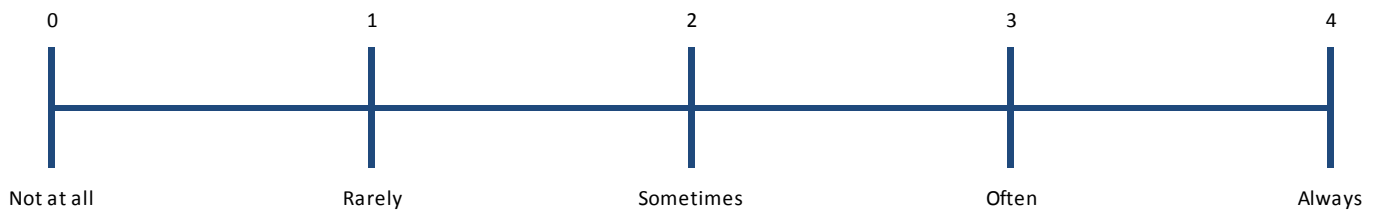
H. Evaluation and Continuous Quality Improvement (CQI)

Section H Score:

8

Substantial Implementation

	Avg.	n	Missing	N/A	Unsure
1. My county regularly reviews and uses data to make decisions.	3.2	22	1	1	5
2. Data is used to help county services and supports improve their practices.	3.1	24	1	1	3
3. My county reviews data to identify and eliminate any barriers (cultural/linguistic/racial/ethnic) to receiving services and supports.	3.0	20	1	1	7
4. The child-serving systems in my county work together to reduce barriers related to data sharing.	2.9	21	1	1	6



* n = Total responses (excludes Missing, N/A, and Unsure responses)

** Average score = Total score divided by "n"



Pennsylvania 2016 County Assessment Report

Commonwealth of Pennsylvania

Level 1	(0% - 10%)	Little Implementation
Level 2	(10% - 20%)	
Level 3	(20% - 30%)	Some Implementation
Level 4	(30% - 40%)	
Level 5	(40% - 50%)	Moderate Implementation
Level 6	(50% - 60%)	
Level 7	(60% - 70%)	Substantial Implementation
Level 8	(70% - 80%)	
Level 9	(80% - 90%)	Extensive Implementation
Level 10	(90% - 100%)	

Youth Partners:	0
Family Partners:	84
Elected/Appointed Partners:	0
Provider Organization Partners:	0
Managed Care Organization Partners:	0
Community Partners:	0
System Partners:	0
Other Partners:	0
Missing Partner:	0
Total:	84

Overall State Level of Implementation: **7 Substantial Implementation**

* Surveys with more than 50% of the questions in left unanswered were not included in this report.

I. Implementation of the PA System of Care Standards

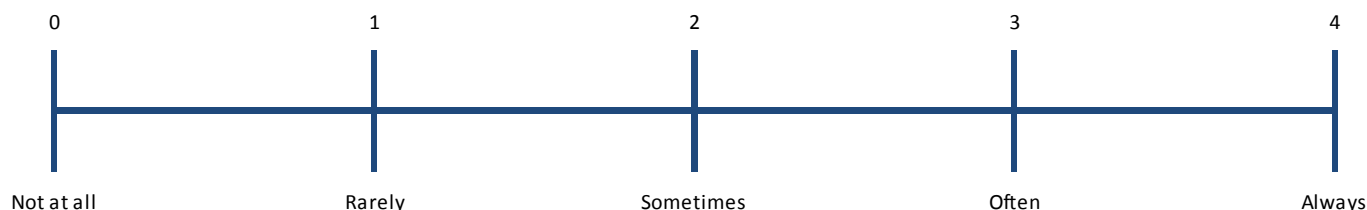
A. County Leadership Team

	% Yes	% No	n	Missing	N/A	Unsure
There is a Leadership Team in my county.	77.8%	22.2%	54	1	0	29
I am a member of the Leadership Team in my county.	70.7%	29.3%	41	1	42	0

Note: Percentages exclude Missing, N/A, and Unsure Responses

Section A Score: **9** Extensive Implementation

	Avg.	n	Missing	N/A	Unsure
1. The Leadership Team includes youth and family members.	3.7	39	1	42	2
2. I am a member of this Leadership Team committed to the PA SOC standards and know my roles and responsibilities.	3.2	36	1	46	1
3. My Leadership Team includes leaders from the child-serving systems (mental health, child welfare, juvenile justice, drug and alcohol, education, physical health, and/or intellectual and developmental disabilities).	3.7	38	3	42	1
4. My Leadership Team meets regularly at times convenient for all members.	3.5	34	2	42	6
5. Members use data and information to make decisions about changes in policy.	3.4	35	2	42	5
6. Leadership Team decisions resulted in changes in policy.	2.9	31	1	43	9



* n = Total responses (excludes Missing, N/A, and Unsure responses)

** Average score = Total score divided by "n"

I. Implementation of the PA System of Care Standards

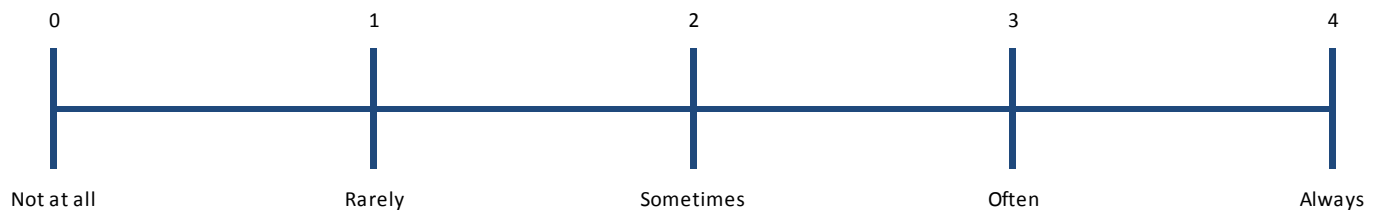
B. Youth-driven

Section B Score:

7

Substantial Implementation

	Avg.	n	Missing	N/A	Unsure
1. In my county, there are opportunities for youth voice in each child-serving system.	2.4	65	0	0	19
2. Youth in my county are given the information needed to be decision-makers about their own care and well-being.	2.4	68	0	0	16
3. My county has incentives in place for youth participation. (Examples: stipends, assistance with transportation, travel reimbursement, childcare, etc.).	2.5	61	0	0	23
4. Youth in my county have access to a youth organization that supports youth involvement.	2.6	65	0	0	19



* n = Total responses (excludes Missing, N/A, and Unsure responses)

** Average score = Total score divided by "n"

I. Implementation of the PA System of Care Standards

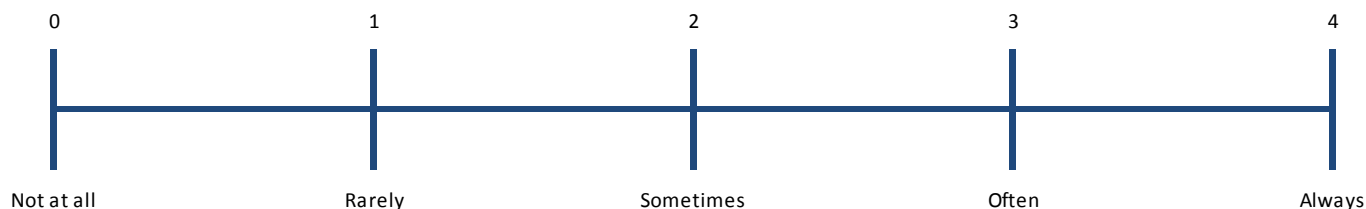
C. Family-driven

Section C Score:

7

Substantial Implementation

	Avg.	n	Missing	N/A	Unsure
1. There is a family organization/group in my county.	3.0	64	0	0	20
2. Peer support is available for families in my county.	2.7	70	0	0	14
3. Families are invited to trainings held by system partners or providers in my county.	2.6	75	2	0	7
4. Family members have a primary role in the decisions which influence their child and family regardless of services.	2.9	80	1	0	3
5. Family members are involved in county and/or state committees or boards.	2.4	68	0	0	16
6. Community and natural supports are included in service plans (such as: Individualized Education Plan (IEP), Individualized Service Plan (ISP), Family Service Plan (FSP), etc.).	2.7	79	0	0	5



* n = Total responses (excludes Missing, N/A, and Unsure responses)

** Average score = Total score divided by " n "

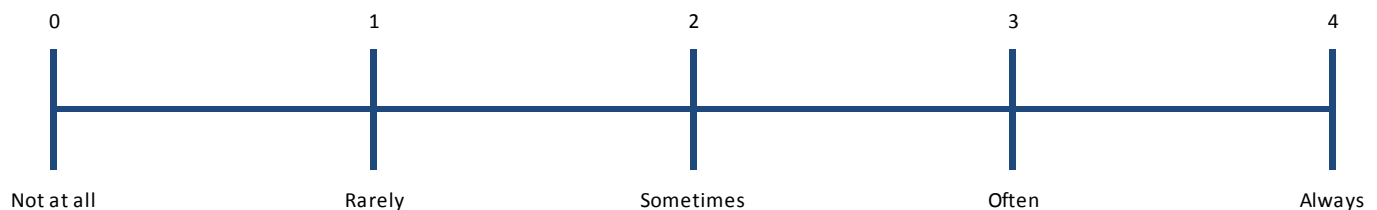
I. Implementation of the PA System of Care Standards

D. Integration of Child-Serving Systems

Section D Score: **6**

Moderate Implementation

	Avg.	n	Missing	N/A	Unsure
1. Overall the mission, vision, and outcomes of each of the child-serving systems are shared among the child-serving systems, as well as with youth and families as part of its community planning and work.	2.5	63	1	0	20
2. My county coordinates trainings that are developed and presented jointly with youth and families.	2.1	69	0	0	15
3. A unified plan of care is developed to address youth and family needs/goals regardless of how they enter the child-serving system.	2.2	63	0	1	20
4. Data about the child-serving systems is shared with youth, family, community, and system partners.	2.2	68	2	0	14
5. Solutions to barriers are included in service planning for youth and families.	2.2	62	2	0	20



* n = Total responses (excludes Missing, N/A, and Unsure responses)

** Average score = Total score divided by "n"

I. Implementation of the PA System of Care Standards

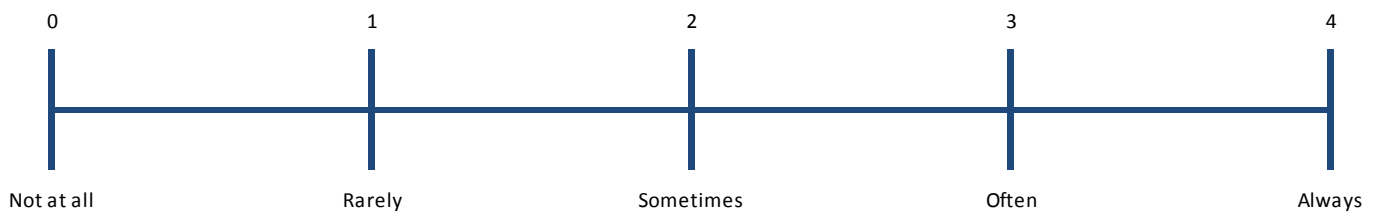
E. Natural and Community Supports

Section E Score:

6

Moderate Implementation

	Avg.	n	Missing	N/A	Unsure
1. My county has a broad resource list of community supports and activities for youth and families which is readily available and shared.	2.3	72	0	0	12
2. My county identifies and promotes natural supports and community resources that help meet the broader community/cultural needs.	2.4	74	1	0	9
3. Youth and family plans include natural and community supports in a useful/meaningful way that effects positive change.	2.3	73	1	0	10
4. My county values the growth of natural supports and community resources that have been identified as positive and effective supports by youth and families.	2.4	71	2	0	11



* n = Total responses (excludes Missing, N/A, and Unsure responses)

** Average score = Total score divided by "n"

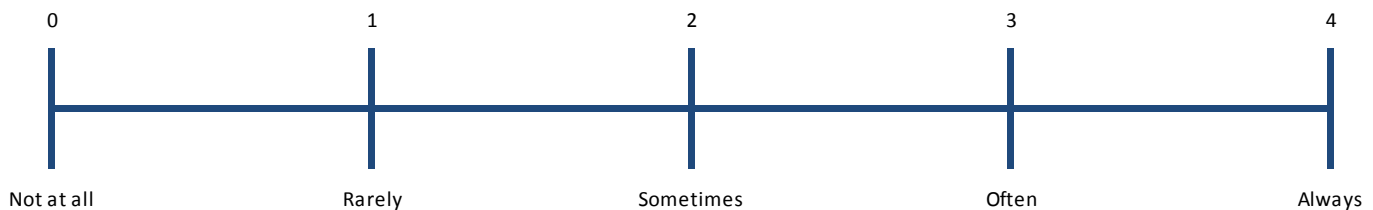
I. Implementation of the PA System of Care Standards

F. Cultural and Linguistic Competence

Section F Score: **6**

Moderate Implementation

	Avg.	n	Missing	N/A	Unsure
1. Leaders in my county understand county demographics and diversity (culture, age, income, education, race, ethnicity, religion, primary language, sexual orientation, gender identity, and disability status).	2.5	66	1	1	16
2. My county ensures the availability of culturally relevant trainings for youth, family, system partners, and community partners.	2.2	66	1	0	17
3. My county partners with culture brokers (e.g. traditional healers, places of worship, ethnic media outlets, alternative medicine practitioners, cultural organizations, local businesses, social organizations, etc.).	2.0	57	1	0	26
4. In my county, translation and interpretation services are available for those with limited English proficiency seeking services in the county.	2.5	61	1	1	21
5. Culturally and linguistically diverse families are represented in the decision-making processes at all levels of services.	1.9	57	1	0	26



* n = Total responses (excludes Missing, N/A, and Unsure responses)

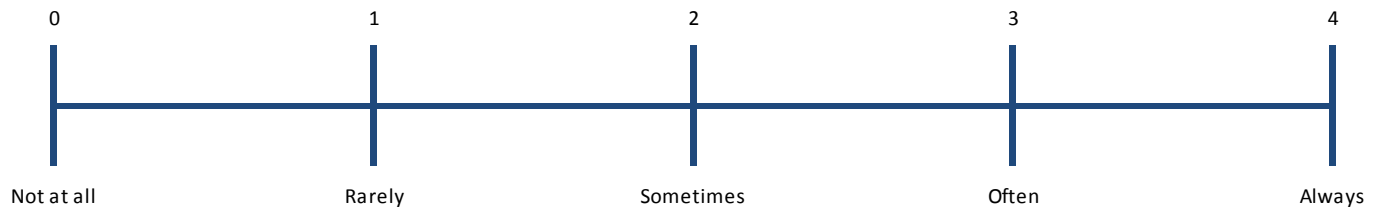
** Average score = Total score divided by "n"

I. Implementation of the PA System of Care Standards

G. Youth and Family Services and Supports Planning Process

Section G Score: **8****Substantial Implementation**

	Avg.	n	Missing	N/A	Unsure
1. My county has a planning process model (see above) that can be utilized by any youth or family.	2.8	60	1	0	23
2. There is an identified step-by-step dedicated referral process.	2.8	60	1	0	23
3. Youth and families can self-refer.	2.9	63	2	0	19
4. The Planning Process includes youth and/or family peer supports as identified and needed by the youth and family.	2.8	66	1	0	17



* n = Total responses (excludes Missing, N/A, and Unsure responses)

** Average score = Total score divided by " n "

I. Implementation of the PA System of Care Standards

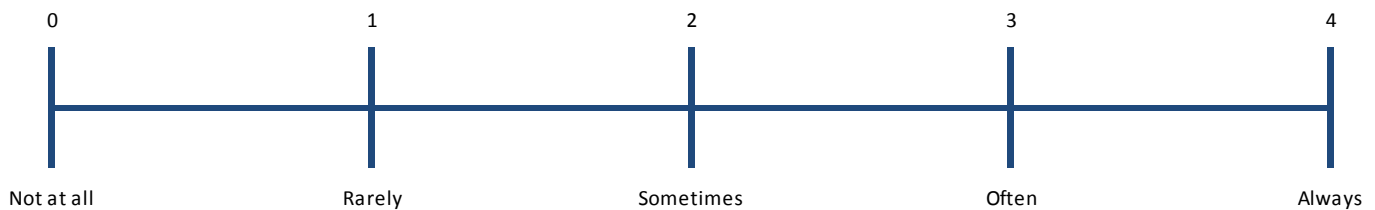
H. Evaluation and Continuous Quality Improvement (CQI)

Section H Score:

7

Substantial Implementation

	Avg.	n	Missing	N/A	Unsure
1. My county regularly reviews and uses data to make decisions.	2.7	59	1	0	24
2. Data is used to help county services and supports improve their practices.	2.9	58	1	0	25
3. My county reviews data to identify and eliminate any barriers (cultural/linguistic/racial/ethnic) to receiving services and supports.	2.7	60	1	0	23
4. The child-serving systems in my county work together to reduce barriers related to data sharing.	2.5	60	1	0	23



* n = Total responses (excludes Missing, N/A, and Unsure responses)

** Average score = Total score divided by "n"



Pennsylvania 2016 County Assessment Report

Commonwealth of Pennsylvania

Level 1	(0% - 10%)	Little Implementation
Level 2	(10% - 20%)	
Level 3	(20% - 30%)	Some Implementation
Level 4	(30% - 40%)	
Level 5	(40% - 50%)	Moderate Implementation
Level 6	(50% - 60%)	
Level 7	(60% - 70%)	Substantial Implementation
Level 8	(70% - 80%)	
Level 9	(80% - 90%)	Extensive Implementation
Level 10	(90% - 100%)	

Youth Partners:	0
Family Partners:	0
Elected/Appointed Partners:	7
Provider Organization Partners:	76
Managed Care Organization Partners:	8
Community Partners:	15
System Partners:	193
Other Partners:	32
Missing Partner:	3
Total:	334

Overall State Level of Implementation: 8 Substantial Implementation

* Surveys with more than 50% of the questions in left unanswered were not included in this report.

I. Implementation of the PA System of Care Standards

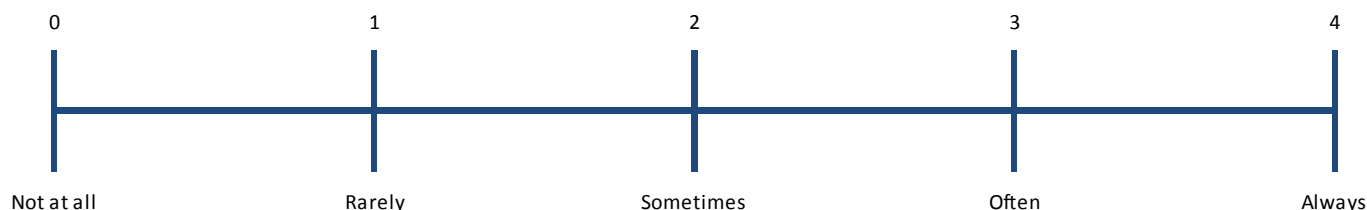
A. County Leadership Team

	% Yes	% No	n	Missing	N/A	Unsure
There is a Leadership Team in my county.	91.0%	9.0%	256	0	0	78
I am a member of the Leadership Team in my county.	65.0%	35.0%	226	3	101	4

Note: Percentages exclude Missing, N/A, and Unsure Responses

Section A Score: **9** Extensive Implementation

	Avg.	n	Missing	N/A	Unsure
1. The Leadership Team includes youth and family members.	3.0	206	0	104	24
2. I am a member of this Leadership Team committed to the PA SOC standards and know my roles and responsibilities.	3.1	174	1	151	8
3. My Leadership Team includes leaders from the child-serving systems (mental health, child welfare, juvenile justice, drug and alcohol, education, physical health, and/or intellectual and developmental disabilities).	3.7	210	0	107	17
4. My Leadership Team meets regularly at times convenient for all members.	3.5	197	0	107	30
5. Members use data and information to make decisions about changes in policy.	3.1	182	0	106	46
6. Leadership Team decisions resulted in changes in policy.	2.7	157	2	113	62



* n = Total responses (excludes Missing, N/A, and Unsure responses)

** Average score = Total score divided by "n"

I. Implementation of the PA System of Care Standards

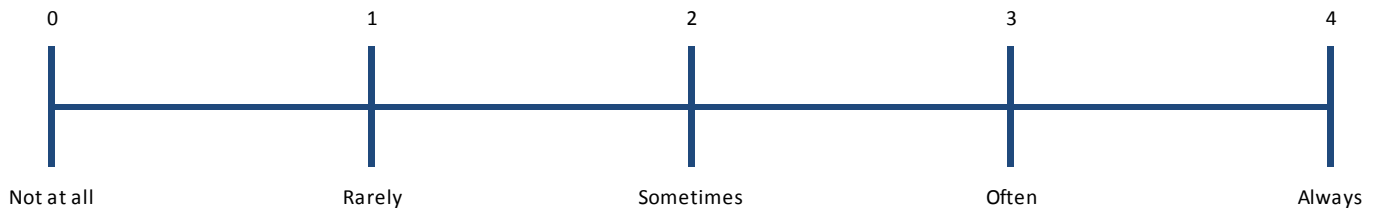
B. Youth-driven

Section B Score:

7

Substantial Implementation

	Avg.	n	Missing	N/A	Unsure
1. In my county, there are opportunities for youth voice in each child-serving system.	2.6	293	1	2	38
2. Youth in my county are given the information needed to be decision-makers about their own care and well-being.	2.6	278	2	1	53
3. My county has incentives in place for youth participation. (Examples: stipends, assistance with transportation, travel reimbursement, childcare, etc.).	2.7	256	0	2	76
4. Youth in my county have access to a youth organization that supports youth involvement.	2.7	284	0	1	49



* n = Total responses (excludes Missing, N/A, and Unsure responses)

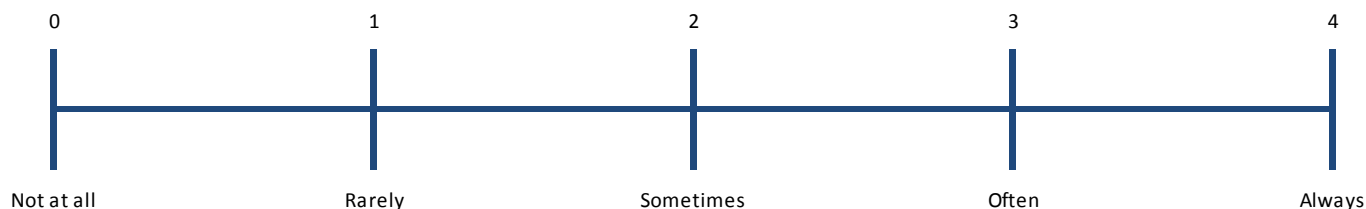
** Average score = Total score divided by "n"

I. Implementation of the PA System of Care Standards

C. Family-driven

Section C Score: **8****Substantial Implementation**

	Avg.	n	Missing	N/A	Unsure
1. There is a family organization/group in my county.	3.2	251	3	1	79
2. Peer support is available for families in my county.	2.9	280	2	0	52
3. Families are invited to trainings held by system partners or providers in my county.	3.0	293	2	0	39
4. Family members have a primary role in the decisions which influence their child and family regardless of services.	3.1	298	1	1	34
5. Family members are involved in county and/or state committees or boards.	2.6	257	1	0	76
6. Community and natural supports are included in service plans (such as: Individualized Education Plan (IEP), Individualized Service Plan (ISP), Family Service Plan (FSP), etc.).	3.0	299	1	0	34



* n = Total responses (excludes Missing, N/A, and Unsure responses)

** Average score = Total score divided by " n "

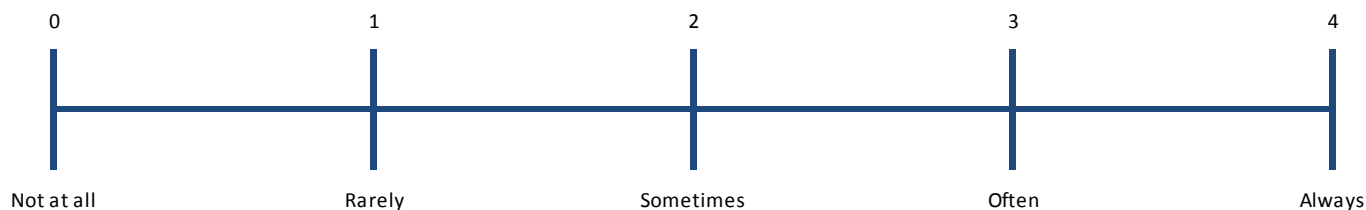
I. Implementation of the PA System of Care Standards

D. Integration of Child-Serving Systems

Section D Score: **7**

Substantial Implementation

	Avg.	n	Missing	N/A	Unsure
1. Overall the mission, vision, and outcomes of each of the child-serving systems are shared among the child-serving systems, as well as with youth and families as part of its community planning and work.	2.8	273	2	0	59
2. My county coordinates trainings that are developed and presented jointly with youth and families.	2.4	284	0	2	48
3. A unified plan of care is developed to address youth and family needs/goals regardless of how they enter the child-serving system.	2.5	276	4	0	54
4. Data about the child-serving systems is shared with youth, family, community, and system partners.	2.6	262	1	1	70
5. Solutions to barriers are included in service planning for youth and families.	2.7	274	0	0	60



* n = Total responses (excludes Missing, N/A, and Unsure responses)

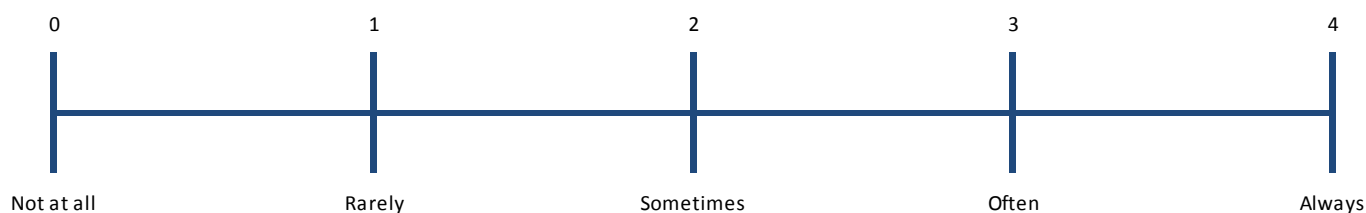
** Average score = Total score divided by "n"

I. Implementation of the PA System of Care Standards

E. Natural and Community Supports

Section E Score: **8****Substantial Implementation**

	Avg.	n	Missing	N/A	Unsure
1. My county has a broad resource list of community supports and activities for youth and families which is readily available and shared.	2.8	303	0	1	30
2. My county identifies and promotes natural supports and community resources that help meet the broader community/cultural needs.	2.9	307	0	0	27
3. Youth and family plans include natural and community supports in a useful/meaningful way that effects positive change.	2.8	300	0	0	34
4. My county values the growth of natural supports and community resources that have been identified as positive and effective supports by youth and families.	3.0	306	1	0	27



* n = Total responses (excludes Missing, N/A, and Unsure responses)

** Average score = Total score divided by "n"

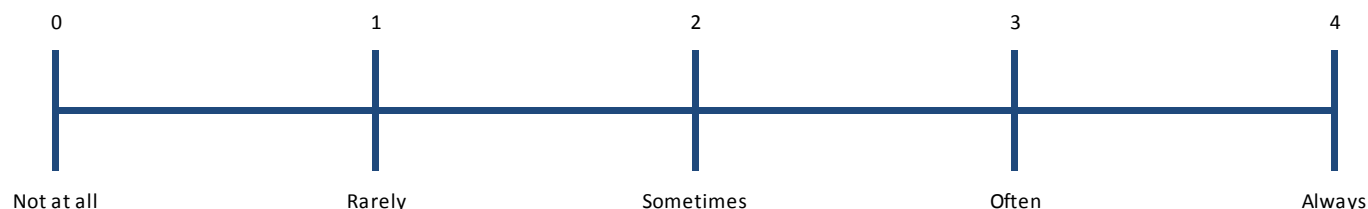
I. Implementation of the PA System of Care Standards

F. Cultural and Linguistic Competence

Section F Score: **7**

Substantial Implementation

	Avg.	n	Missing	N/A	Unsure
1. Leaders in my county understand county demographics and diversity (culture, age, income, education, race, ethnicity, religion, primary language, sexual orientation, gender identity, and disability status).	3.0	300	4	0	30
2. My county ensures the availability of culturally relevant trainings for youth, family, system partners, and community partners.	2.6	284	3	0	47
3. My county partners with culture brokers (e.g. traditional healers, places of worship, ethnic media outlets, alternative medicine practitioners, cultural organizations, local businesses, social organizations, etc.).	2.2	249	3	3	79
4. In my county, translation and interpretation services are available for those with limited English proficiency seeking services in the county.	2.7	272	5	2	55
5. Culturally and linguistically diverse families are represented in the decision-making processes at all levels of services.	2.1	234	3	4	93



* n = Total responses (excludes Missing, N/A, and Unsure responses)

** Average score = Total score divided by "n"

I. Implementation of the PA System of Care Standards

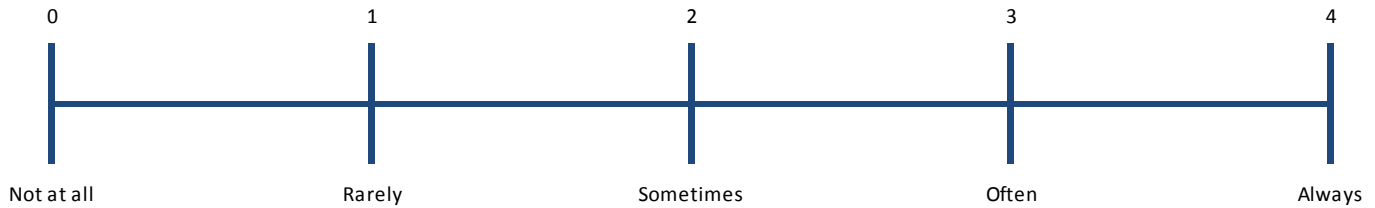
G. Youth and Family Services and Supports Planning Process

Section G Score:

9

Extensive Implementation

	Avg.	n	Missing	N/A	Unsure
1. My county has a planning process model (see above) that can be utilized by any youth or family.	3.3	262	5	0	67
2. There is an identified step-by-step dedicated referral process.	3.3	261	6	0	67
3. Youth and families can self-refer.	3.3	267	8	0	59
4. The Planning Process includes youth and/or family peer supports as identified and needed by the youth and family.	3.2	259	5	1	69



* n = Total responses (excludes Missing, N/A, and Unsure responses)

** Average score = Total score divided by "n"

I. Implementation of the PA System of Care Standards

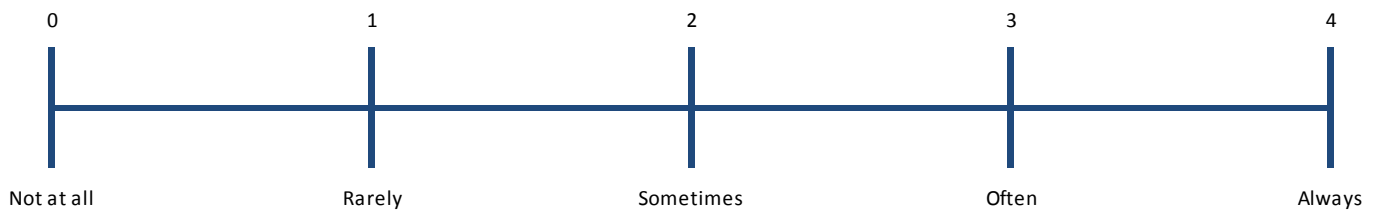
H. Evaluation and Continuous Quality Improvement (CQI)

Section H Score:

8

Substantial Implementation

	Avg.	n	Missing	N/A	Unsure
1. My county regularly reviews and uses data to make decisions.	3.0	247	9	1	77
2. Data is used to help county services and supports improve their practices.	3.0	255	9	1	69
3. My county reviews data to identify and eliminate any barriers (cultural/linguistic/racial/ethnic) to receiving services and supports.	2.8	238	9	1	86
4. The child-serving systems in my county work together to reduce barriers related to data sharing.	2.7	250	9	1	74



* n = Total responses (excludes Missing, N/A, and Unsure responses)

** Average score = Total score divided by "n"



**Pennsylvania
2016 County Assessment Report**

Commonwealth of Pennsylvania Leadership Team

Level 1 (0% - 10%)	Little Implementation
Level 2 (10% - 20%)	
Level 3 (20% - 30%)	Some Implementation
Level 4 (30% - 40%)	
Level 5 (40% - 50%)	Moderate Implementation
Level 6 (50% - 60%)	
Level 7 (60% - 70%)	Substantial Implementation
Level 8 (70% - 80%)	
Level 9 (80% - 90%)	Extensive Implementation
Level 10 (90% - 100%)	

Youth Partners:	13
Family Partners:	29
Elected/Appointed Partners:	5
Provider Organization Partners:	22
Managed Care Organization Partners:	4
Community Partners:	9
System Partners:	97
Other Partners:	10
Missing Partner:	0
Total:	189

Overall State Level of Implementation: 8 Substantial Implementation

* Surveys with more than 50% of the questions left unanswered were not included in this report.

I. Implementation of the PA System of Care Standards

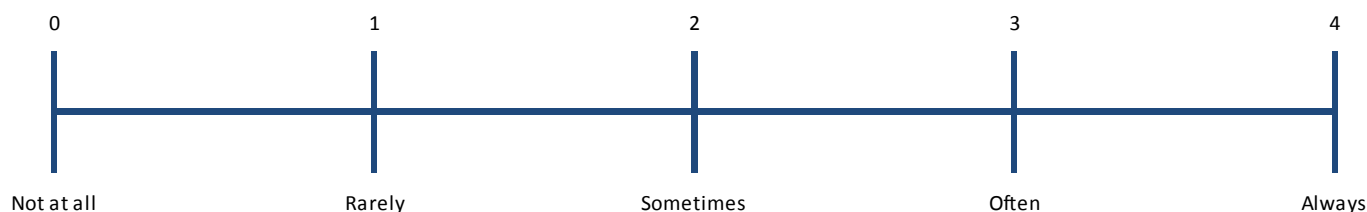
A. County Leadership Team

	% Yes	% No	n	Missing	N/A	Unsure
There is a Leadership Team in my county.	100.0%	0.0%	189	0	0	0
I am a member of the Leadership Team in my county.	100.0%	0.0%	189	0	0	0

Note: Percentages exclude Missing, N/A, and Unsure Responses

Section A Score: **9** Extensive Implementation

	Avg.	n	Missing	N/A	Unsure
1. The Leadership Team includes youth and family members.	3.1	181	0	2	6
2. I am a member of this Leadership Team committed to the PA SOC standards and know my roles and responsibilities.	3.6	180	0	3	6
3. My Leadership Team includes leaders from the child-serving systems (mental health, child welfare, juvenile justice, drug and alcohol, education, physical health, and/or intellectual and developmental disabilities).	3.7	186	1	0	2
4. My Leadership Team meets regularly at times convenient for all members.	3.5	185	2	0	2
5. Members use data and information to make decisions about changes in policy.	3.2	174	0	2	13
6. Leadership Team decisions resulted in changes in policy.	2.8	152	1	8	28



* n = Total responses (excludes Missing, N/A, and Unsure responses)

** Average score = Total score divided by "n"

I. Implementation of the PA System of Care Standards

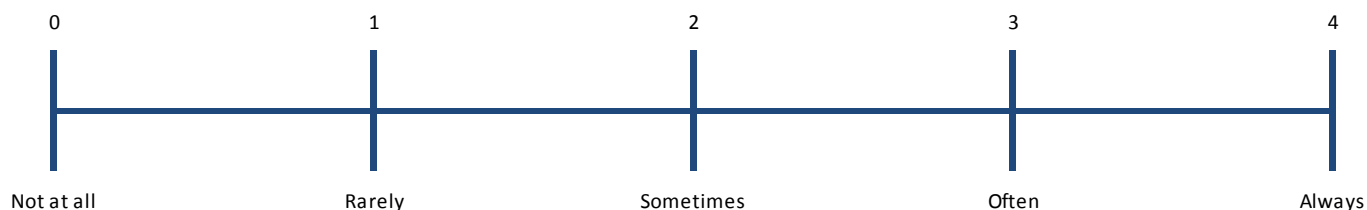
B. Youth-driven

Section B Score:

8

Substantial Implementation

	Avg.	n	Missing	N/A	Unsure
1. In my county, there are opportunities for youth voice in each child-serving system.	2.8	174	0	2	13
2. Youth in my county are given the information needed to be decision-makers about their own care and well-being.	2.9	165	1	1	22
3. My county has incentives in place for youth participation. (Examples: stipends, assistance with transportation, travel reimbursement, childcare, etc.).	3.0	166	0	1	22
4. Youth in my county have access to a youth organization that supports youth involvement.	2.9	169	0	1	19



* n = Total responses (excludes Missing, N/A, and Unsure responses)

** Average score = Total score divided by "n"

I. Implementation of the PA System of Care Standards

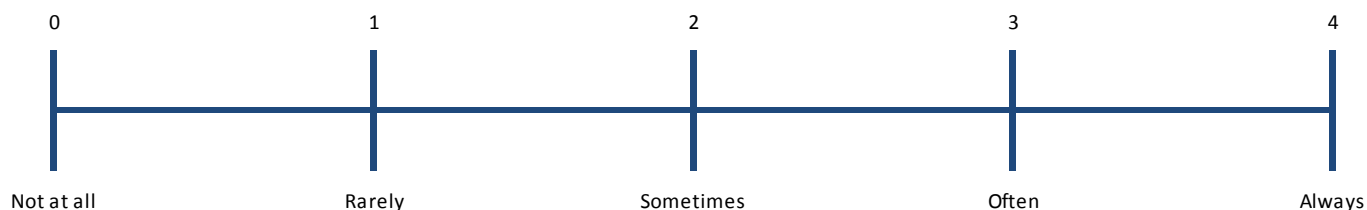
C. Family-driven

Section C Score:

9

Extensive Implementation

	Avg.	n	Missing	N/A	Unsure
1. There is a family organization/group in my county.	3.4	165	2	1	21
2. Peer support is available for families in my county.	3.1	172	0	0	17
3. Families are invited to trainings held by system partners or providers in my county.	3.3	179	1	0	9
4. Family members have a primary role in the decisions which influence their child and family regardless of services.	3.3	174	1	0	14
5. Family members are involved in county and/or state committees or boards.	3.0	167	0	0	22
6. Community and natural supports are included in service plans (such as: Individualized Education Plan (IEP), Individualized Service Plan (ISP), Family Service Plan (FSP), etc.).	3.2	170	0	0	19



* n = Total responses (excludes Missing, N/A, and Unsure responses)

** Average score = Total score divided by " n "

I. Implementation of the PA System of Care Standards

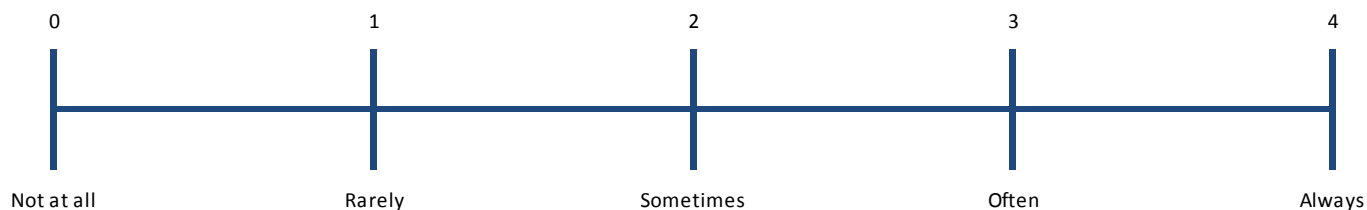
D. Integration of Child-Serving Systems

Section D Score:

7

Substantial Implementation

	Avg.	n	Missing	N/A	Unsure
1. Overall the mission, vision, and outcomes of each of the child-serving systems are shared among the child-serving systems, as well as with youth and families as part of its community planning and work.	3.1	170	1	0	18
2. My county coordinates trainings that are developed and presented jointly with youth and families.	2.7	173	1	1	14
3. A unified plan of care is developed to address youth and family needs/goals regardless of how they enter the child-serving system.	2.5	166	2	0	21
4. Data about the child-serving systems is shared with youth, family, community, and system partners.	2.7	167	1	1	20
5. Solutions to barriers are included in service planning for youth and families.	2.8	163	1	0	25



* n = Total responses (excludes Missing, N/A, and Unsure responses)

** Average score = Total score divided by "n"

I. Implementation of the PA System of Care Standards

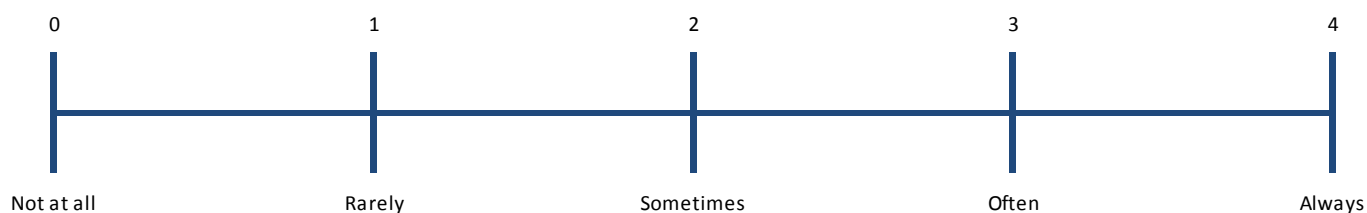
E. Natural and Community Supports

Section E Score:

8

Substantial Implementation

	Avg.	n	Missing	N/A	Unsure
1. My county has a broad resource list of community supports and activities for youth and families which is readily available and shared.	3.1	177	0	0	12
2. My county identifies and promotes natural supports and community resources that help meet the broader community/cultural needs.	3.1	177	0	0	12
3. Youth and family plans include natural and community supports in a useful/meaningful way that effects positive change.	3.0	176	0	0	13
4. My county values the growth of natural supports and community resources that have been identified as positive and effective supports by youth and families.	3.3	180	1	0	8



* n = Total responses (excludes Missing, N/A, and Unsure responses)

** Average score = Total score divided by "n"

I. Implementation of the PA System of Care Standards

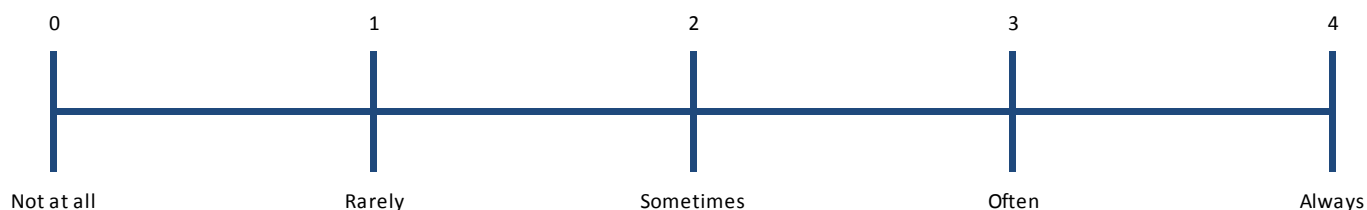
F. Cultural and Linguistic Competence

Section F Score:

7

Substantial Implementation

	Avg.	n	Missing	N/A	Unsure
1. Leaders in my county understand county demographics and diversity (culture, age, income, education, race, ethnicity, religion, primary language, sexual orientation, gender identity, and disability status).	3.3	179	1	0	9
2. My county ensures the availability of culturally relevant trainings for youth, family, system partners, and community partners.	2.8	179	0	0	10
3. My county partners with culture brokers (e.g. traditional healers, places of worship, ethnic media outlets, alternative medicine practitioners, cultural organizations, local businesses, social organizations, etc.).	2.5	157	0	2	30
4. In my county, translation and interpretation services are available for those with limited English proficiency seeking services in the county.	3.0	166	1	3	19
5. Culturally and linguistically diverse families are represented in the decision-making processes at all levels of services.	2.2	151	0	3	35



* n = Total responses (excludes Missing, N/A, and Unsure responses)

** Average score = Total score divided by "n"

I. Implementation of the PA System of Care Standards

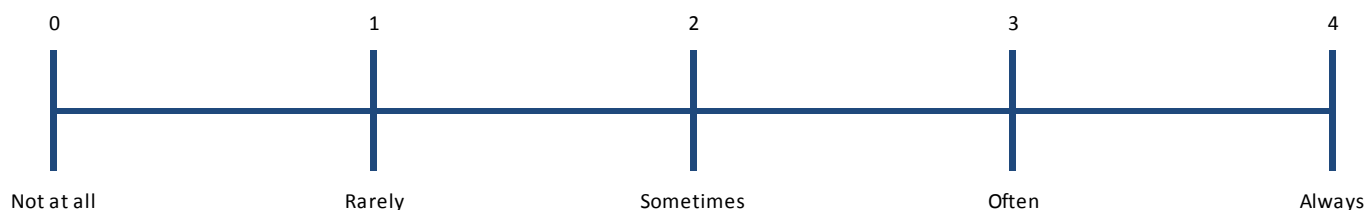
G. Youth and Family Services and Supports Planning Process

Section G Score:

9

Extensive Implementation

	Avg.	n	Missing	N/A	Unsure
1. My county has a planning process model (see above) that can be utilized by any youth or family.	3.3	165	1	0	23
2. There is an identified step-by-step dedicated referral process.	3.4	163	2	0	24
3. Youth and families can self-refer.	3.4	159	5	0	25
4. The Planning Process includes youth and/or family peer supports as identified and needed by the youth and family.	3.3	164	1	1	23



* n = Total responses (excludes Missing, N/A, and Unsure responses)

** Average score = Total score divided by "n"

I. Implementation of the PA System of Care Standards

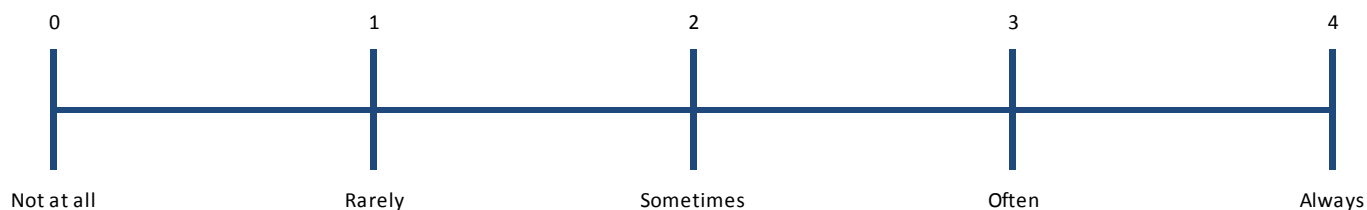
H. Evaluation and Continuous Quality Improvement (CQI)

Section H Score:

8

Substantial Implementation

	Avg.	n	Missing	N/A	Unsure
1. My county regularly reviews and uses data to make decisions.	3.1	168	1	1	19
2. Data is used to help county services and supports improve their practices.	3.2	170	1	1	17
3. My county reviews data to identify and eliminate any barriers (cultural/linguistic/racial/ethnic) to receiving services and supports.	3.0	165	1	1	22
4. The child-serving systems in my county work together to reduce barriers related to data sharing.	2.9	167	1	1	20



* n = Total responses (excludes Missing, N/A, and Unsure responses)

** Average score = Total score divided by "n"



**Pennsylvania
2016 County Assessment Report**

*Commonwealth of Pennsylvania Leadership Team
Youth Partners*

Level 1 (0% - 10%)	Little Implementation
Level 2 (10% - 20%)	
Level 3 (20% - 30%)	Some Implementation
Level 4 (30% - 40%)	
Level 5 (40% - 50%)	Moderate Implementation
Level 6 (50% - 60%)	
Level 7 (60% - 70%)	Substantial Implementation
Level 8 (70% - 80%)	
Level 9 (80% - 90%)	Extensive Implementation
Level 10 (90% - 100%)	

Youth Partners:	13
Family Partners:	0
Elected/Appointed Partners:	0
Provider Organization Partners:	0
Managed Care Organization Partners:	0
Community Partners:	0
System Partners:	0
Other Partners:	0
Missing Partner:	0
Total:	13

Overall State Level of Implementation: 9 Extensive Implementation

* Surveys with more than 50% of the questions in left unanswered were not included in this report.

I. Implementation of the PA System of Care Standards

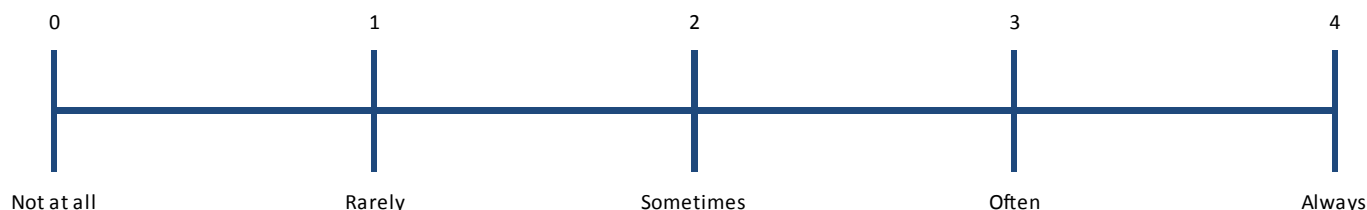
A. County Leadership Team

	% Yes	% No	n	Missing	N/A	Unsure
There is a Leadership Team in my county.	100.0%	0.0%	13	0	0	0
I am a member of the Leadership Team in my county.	100.0%	0.0%	13	0	0	0

Note: Percentages exclude Missing, N/A, and Unsure Responses

Section A Score: **9** Extensive Implementation

	Avg.	n	Missing	N/A	Unsure
1. The Leadership Team includes youth and family members.	3.5	11	0	0	2
2. I am a member of this Leadership Team committed to the PA SOC standards and know my roles and responsibilities.	3.5	11	0	0	2
3. My Leadership Team includes leaders from the child-serving systems (mental health, child welfare, juvenile justice, drug and alcohol, education, physical health, and/or intellectual and developmental disabilities).	3.8	12	0	0	1
4. My Leadership Team meets regularly at times convenient for all members.	3.5	11	1	0	1
5. Members use data and information to make decisions about changes in policy.	3.3	12	0	0	1
6. Leadership Team decisions resulted in changes in policy.	3.2	10	0	0	3



* n = Total responses (excludes Missing, N/A, and Unsure responses)

** Average score = Total score divided by "n"

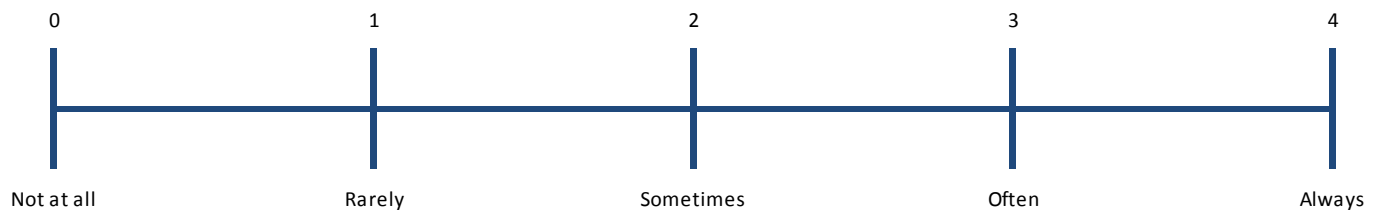
I. Implementation of the PA System of Care Standards

B. Youth-driven

Section B Score: **8**

Substantial Implementation

	Avg.	n	Missing	N/A	Unsure
1. In my county, there are opportunities for youth voice in each child-serving system.	2.9	11	0	0	2
2. Youth in my county are given the information needed to be decision-makers about their own care and well-being.	2.8	12	0	0	1
3. My county has incentives in place for youth participation. (Examples: stipends, assistance with transportation, travel reimbursement, childcare, etc.).	2.8	13	0	0	0
4. Youth in my county have access to a youth organization that supports youth involvement.	3.0	13	0	0	0



* n = Total responses (excludes Missing, N/A, and Unsure responses)

** Average score = Total score divided by " n "

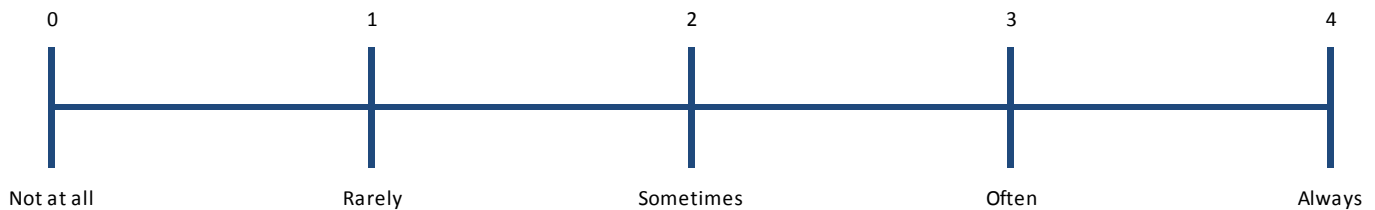
I. Implementation of the PA System of Care Standards

C. Family-driven

Section C Score: **8**

Substantial Implementation

	Avg.	n	Missing	N/A	Unsure
1. There is a family organization/group in my county.	3.4	13	0	0	0
2. Peer support is available for families in my county.	3.0	12	0	0	1
3. Families are invited to trainings held by system partners or providers in my county.	3.0	13	0	0	0
4. Family members have a primary role in the decisions which influence their child and family regardless of services.	3.1	13	0	0	0
5. Family members are involved in county and/or state committees or boards.	3.2	12	0	0	1
6. Community and natural supports are included in service plans (such as: Individualized Education Plan (IEP), Individualized Service Plan (ISP), Family Service Plan (FSP), etc.).	3.2	13	0	0	0



* *n* = Total responses (excludes Missing, N/A, and Unsure responses)

** Average score = Total score divided by "*n*"

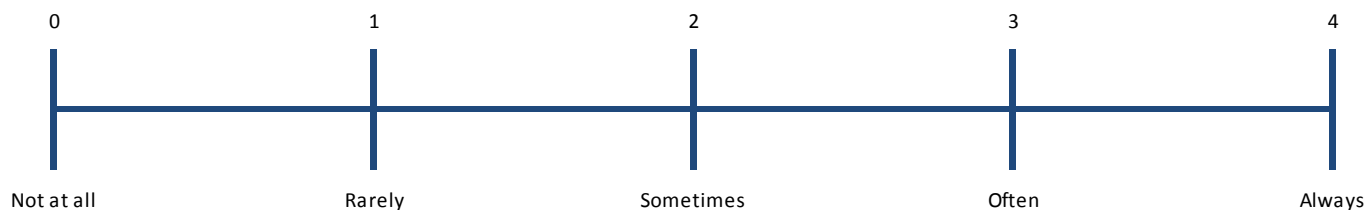
I. Implementation of the PA System of Care Standards

D. Integration of Child-Serving Systems

Section D Score: **8**

Substantial Implementation

	Avg.	n	Missing	N/A	Unsure
1. Overall the mission, vision, and outcomes of each of the child-serving systems are shared among the child-serving systems, as well as with youth and families as part of its community planning and work.	3.3	12	0	0	1
2. My county coordinates trainings that are developed and presented jointly with youth and families.	2.8	12	1	0	0
3. A unified plan of care is developed to address youth and family needs/goals regardless of how they enter the child-serving system.	3.0	11	0	0	2
4. Data about the child-serving systems is shared with youth, family, community, and system partners.	3.1	10	0	0	3
5. Solutions to barriers are included in service planning for youth and families.	3.1	13	0	0	0



* n = Total responses (excludes Missing, N/A, and Unsure responses)

** Average score = Total score divided by "n"

I. Implementation of the PA System of Care Standards

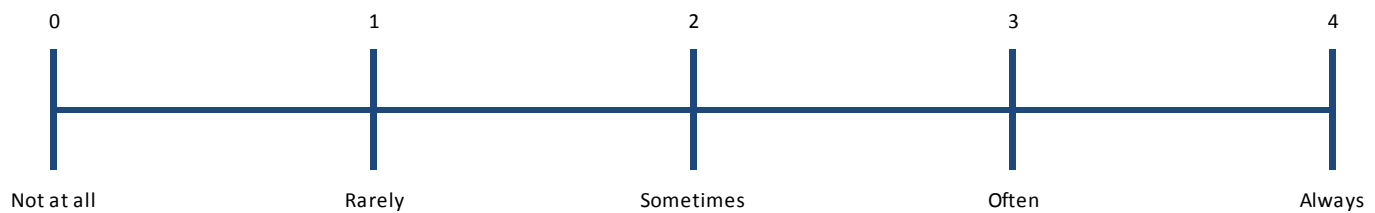
E. Natural and Community Supports

Section E Score:

9

Extensive Implementation

	Avg.	n	Missing	N/A	Unsure
1. My county has a broad resource list of community supports and activities for youth and families which is readily available and shared.	3.2	13	0	0	0
2. My county identifies and promotes natural supports and community resources that help meet the broader community/cultural needs.	3.3	13	0	0	0
3. Youth and family plans include natural and community supports in a useful/meaningful way that effects positive change.	3.0	12	0	0	1
4. My county values the growth of natural supports and community resources that have been identified as positive and effective supports by youth and families.	3.4	13	0	0	0



* n = Total responses (excludes Missing, N/A, and Unsure responses)

** Average score = Total score divided by "n"

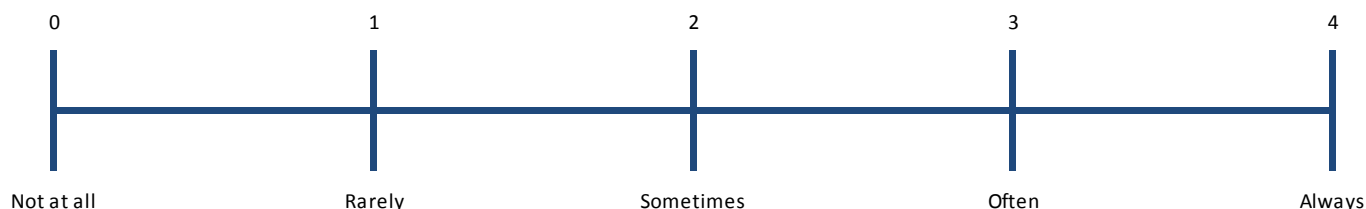
I. Implementation of the PA System of Care Standards

F. Cultural and Linguistic Competence

Section F Score: **8**

Substantial Implementation

	Avg.	n	Missing	N/A	Unsure
1. Leaders in my county understand county demographics and diversity (culture, age, income, education, race, ethnicity, religion, primary language, sexual orientation, gender identity, and disability status).	3.3	12	0	0	1
2. My county ensures the availability of culturally relevant trainings for youth, family, system partners, and community partners.	3.1	11	0	0	2
3. My county partners with culture brokers (e.g. traditional healers, places of worship, ethnic media outlets, alternative medicine practitioners, cultural organizations, local businesses, social organizations, etc.).	3.0	13	0	0	0
4. In my county, translation and interpretation services are available for those with limited English proficiency seeking services in the county.	3.1	12	1	0	0
5. Culturally and linguistically diverse families are represented in the decision-making processes at all levels of services.	2.8	13	0	0	0



* n = Total responses (excludes Missing, N/A, and Unsure responses)

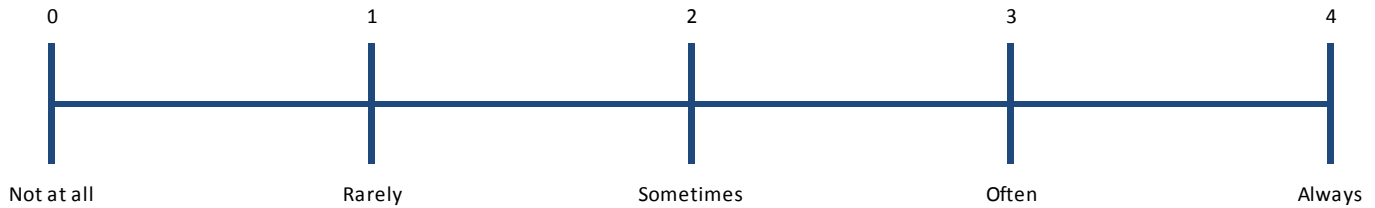
** Average score = Total score divided by "n"

I. Implementation of the PA System of Care Standards

G. Youth and Family Services and Supports Planning Process

Section G Score: **9****Extensive Implementation**

	Avg.	n	Missing	N/A	Unsure
1. My county has a planning process model (see above) that can be utilized by any youth or family.	3.4	11	0	0	2
2. There is an identified step-by-step dedicated referral process.	3.5	11	0	0	2
3. Youth and families can self-refer.	3.2	9	0	0	4
4. The Planning Process includes youth and/or family peer supports as identified and needed by the youth and family.	3.6	11	0	0	2



* n = Total responses (excludes Missing, N/A, and Unsure responses)

** Average score = Total score divided by "n"

I. Implementation of the PA System of Care Standards

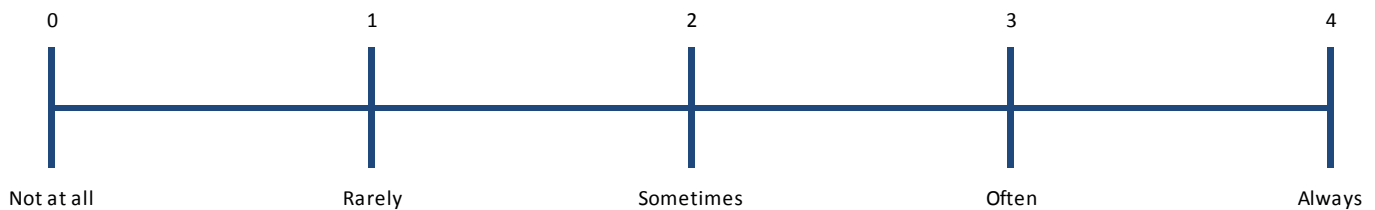
H. Evaluation and Continuous Quality Improvement (CQI)

Section H Score:

9

Extensive Implementation

	Avg.	n	Missing	N/A	Unsure
1. My county regularly reviews and uses data to make decisions.	3.5	12	0	0	1
2. Data is used to help county services and supports improve their practices.	3.4	13	0	0	0
3. My county reviews data to identify and eliminate any barriers (cultural/linguistic/racial/ethnic) to receiving services and supports.	3.5	11	0	0	2
4. The child-serving systems in my county work together to reduce barriers related to data sharing.	3.2	12	0	0	1



* n = Total responses (excludes Missing, N/A, and Unsure responses)

** Average score = Total score divided by "n"



pennsylvania
SYSTEM OF CARE PARTNERSHIP

**Pennsylvania
2016 County Assessment Report**

Commonwealth of Pennsylvania Leadership Team

Family Partners

Level 1 (0% - 10%)	Little Implementation
Level 2 (10% - 20%)	
Level 3 (20% - 30%)	Some Implementation
Level 4 (30% - 40%)	
Level 5 (40% - 50%)	Moderate Implementation
Level 6 (50% - 60%)	
Level 7 (60% - 70%)	Substantial Implementation
Level 8 (70% - 80%)	
Level 9 (80% - 90%)	Extensive Implementation
Level 10 (90% - 100%)	

Youth Partners:	0
Family Partners:	29
Elected/Appointed Partners:	0
Provider Organization Partners:	0
Managed Care Organization Partners:	0
Community Partners:	0
System Partners:	0
Other Partners:	0
Missing Partner:	0
Total:	29

Overall State Level of Implementation:

8 Substantial Implementation

* Surveys with more than 50% of the questions in left unanswered were not included in this report.

I. Implementation of the PA System of Care Standards

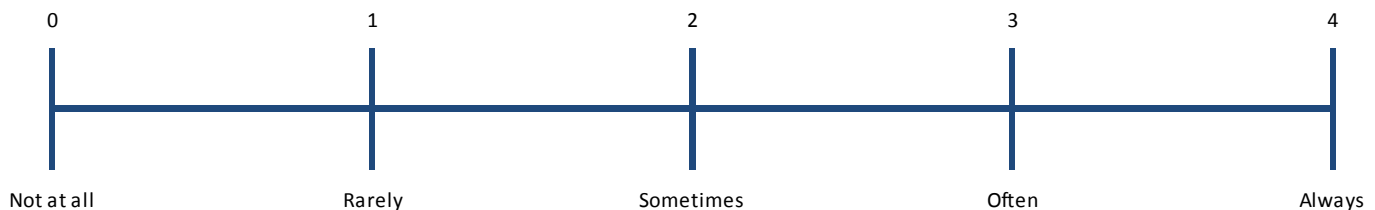
A. County Leadership Team

	% Yes	% No	n	Missing	N/A	Unsure
There is a Leadership Team in my county.	100.0%	0.0%	29	0	0	0
I am a member of the Leadership Team in my county.	100.0%	0.0%	29	0	0	0

Note: Percentages exclude Missing, N/A, and Unsure Responses

Section A Score: **9** Extensive Implementation

	Avg.	n	Missing	N/A	Unsure
1. The Leadership Team includes youth and family members.	3.7	29	0	0	0
2. I am a member of this Leadership Team committed to the PA SOC standards and know my roles and responsibilities.	3.7	28	0	0	1
3. My Leadership Team includes leaders from the child-serving systems (mental health, child welfare, juvenile justice, drug and alcohol, education, physical health, and/or intellectual and developmental disabilities).	3.6	28	1	0	0
4. My Leadership Team meets regularly at times convenient for all members.	3.5	28	1	0	0
5. Members use data and information to make decisions about changes in policy.	3.4	28	0	0	1
6. Leadership Team decisions resulted in changes in policy.	2.8	24	0	1	4



* n = Total responses (excludes Missing, N/A, and Unsure responses)

** Average score = Total score divided by "n"

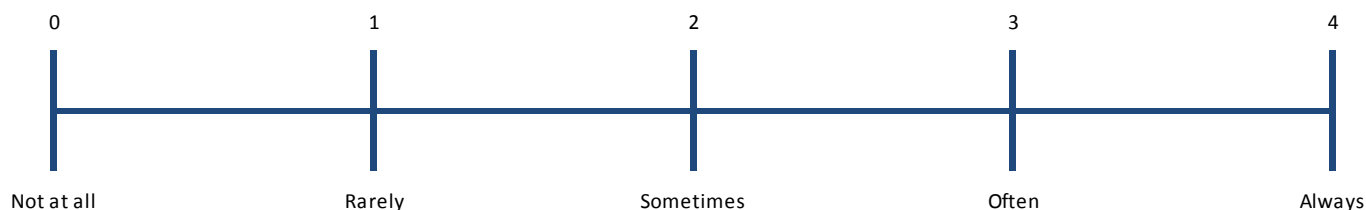
I. Implementation of the PA System of Care Standards

B. Youth-driven

Section B Score: **8**

Substantial Implementation

	Avg.	n	Missing	N/A	Unsure
1. In my county, there are opportunities for youth voice in each child-serving system.	2.8	28	0	0	1
2. Youth in my county are given the information needed to be decision-makers about their own care and well-being.	2.9	28	0	0	1
3. My county has incentives in place for youth participation. (Examples: stipends, assistance with transportation, travel reimbursement, childcare, etc.).	3.3	26	0	0	3
4. Youth in my county have access to a youth organization that supports youth involvement.	3.1	24	0	0	5



* n = Total responses (excludes Missing, N/A, and Unsure responses)

** Average score = Total score divided by " n "

I. Implementation of the PA System of Care Standards

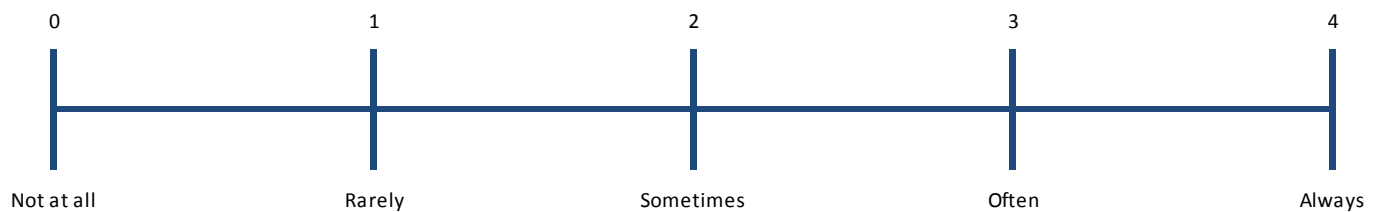
C. Family-driven

Section C Score:

9

Extensive Implementation

	Avg.	n	Missing	N/A	Unsure
1. There is a family organization/group in my county.	3.5	25	0	0	4
2. Peer support is available for families in my county.	3.1	29	0	0	0
3. Families are invited to trainings held by system partners or providers in my county.	3.5	27	1	0	1
4. Family members have a primary role in the decisions which influence their child and family regardless of services.	3.4	28	1	0	0
5. Family members are involved in county and/or state committees or boards.	3.1	26	0	0	3
6. Community and natural supports are included in service plans (such as: Individualized Education Plan (IEP), Individualized Service Plan (ISP), Family Service Plan (FSP), etc.).	3.2	29	0	0	0



* n = Total responses (excludes Missing, N/A, and Unsure responses)

** Average score = Total score divided by " n "

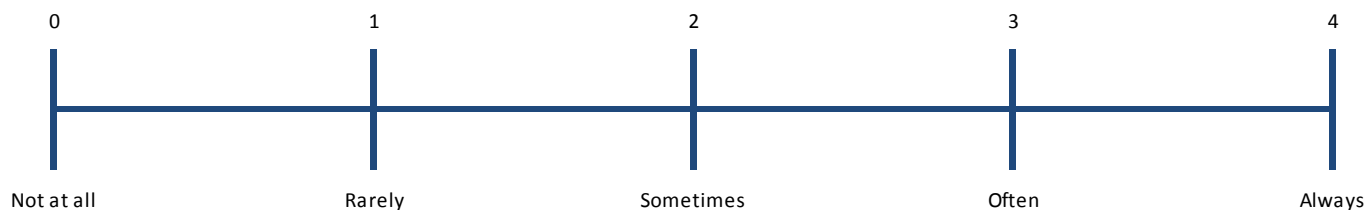
I. Implementation of the PA System of Care Standards

D. Integration of Child-Serving Systems

Section D Score: **8**

Substantial Implementation

	Avg.	n	Missing	N/A	Unsure
1. Overall the mission, vision, and outcomes of each of the child-serving systems are shared among the child-serving systems, as well as with youth and families as part of its community planning and work.	3.3	24	1	0	4
2. My county coordinates trainings that are developed and presented jointly with youth and families.	3.0	25	0	0	4
3. A unified plan of care is developed to address youth and family needs/goals regardless of how they enter the child-serving system.	2.6	25	0	0	4
4. Data about the child-serving systems is shared with youth, family, community, and system partners.	2.9	26	1	0	2
5. Solutions to barriers are included in service planning for youth and families.	2.9	27	1	0	1



* n = Total responses (excludes Missing, N/A, and Unsure responses)

** Average score = Total score divided by "n"

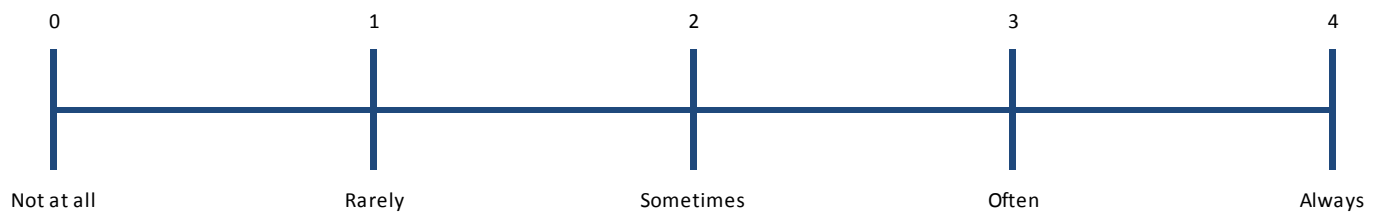
I. Implementation of the PA System of Care Standards

E. Natural and Community Supports

Section E Score: **8**

Substantial Implementation

	Avg.	n	Missing	N/A	Unsure
1. My county has a broad resource list of community supports and activities for youth and families which is readily available and shared.	2.9	28	0	0	1
2. My county identifies and promotes natural supports and community resources that help meet the broader community/cultural needs.	3.0	27	0	0	2
3. Youth and family plans include natural and community supports in a useful/meaningful way that effects positive change.	3.0	29	0	0	0
4. My county values the growth of natural supports and community resources that have been identified as positive and effective supports by youth and families.	3.2	28	1	0	0



* n = Total responses (excludes Missing, N/A, and Unsure responses)

** Average score = Total score divided by " n "

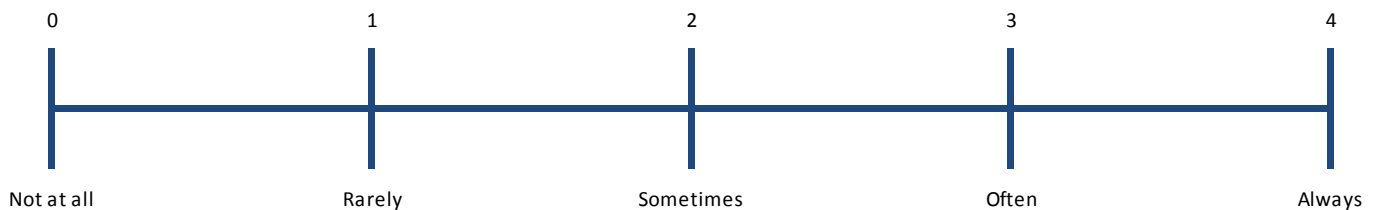
I. Implementation of the PA System of Care Standards

F. Cultural and Linguistic Competence

Section F Score: **7**

Substantial Implementation

	Avg.	n	Missing	N/A	Unsure
1. Leaders in my county understand county demographics and diversity (culture, age, income, education, race, ethnicity, religion, primary language, sexual orientation, gender identity, and disability status).	3.2	28	0	0	1
2. My county ensures the availability of culturally relevant trainings for youth, family, system partners, and community partners.	2.9	27	0	0	2
3. My county partners with culture brokers (e.g. traditional healers, places of worship, ethnic media outlets, alternative medicine practitioners, cultural organizations, local businesses, social organizations, etc.).	2.6	24	0	0	5
4. In my county, translation and interpretation services are available for those with limited English proficiency seeking services in the county.	2.7	23	0	1	5
5. Culturally and linguistically diverse families are represented in the decision-making processes at all levels of services.	2.3	22	0	0	7



* n = Total responses (excludes Missing, N/A, and Unsure responses)

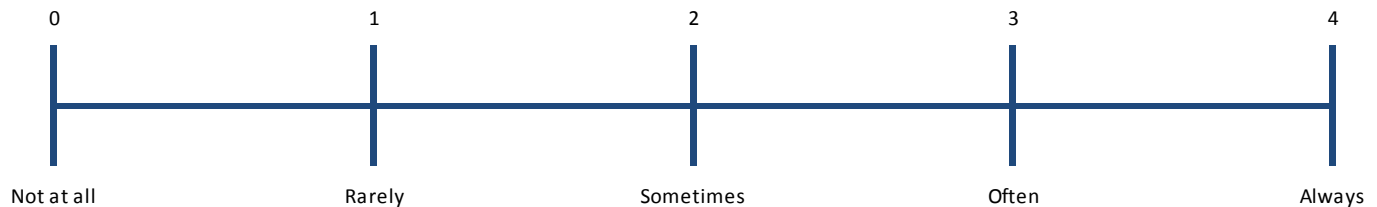
** Average score = Total score divided by "n"

I. Implementation of the PA System of Care Standards

G. Youth and Family Services and Supports Planning Process

Section G Score: **8****Substantial Implementation**

	Avg.	n	Missing	N/A	Unsure
1. My county has a planning process model (see above) that can be utilized by any youth or family.	3.0	27	0	0	2
2. There is an identified step-by-step dedicated referral process.	3.0	25	0	0	4
3. Youth and families can self-refer.	3.3	26	1	0	2
4. The Planning Process includes youth and/or family peer supports as identified and needed by the youth and family.	3.4	27	0	0	2



* n = Total responses (excludes Missing, N/A, and Unsure responses)

** Average score = Total score divided by "n"

I. Implementation of the PA System of Care Standards

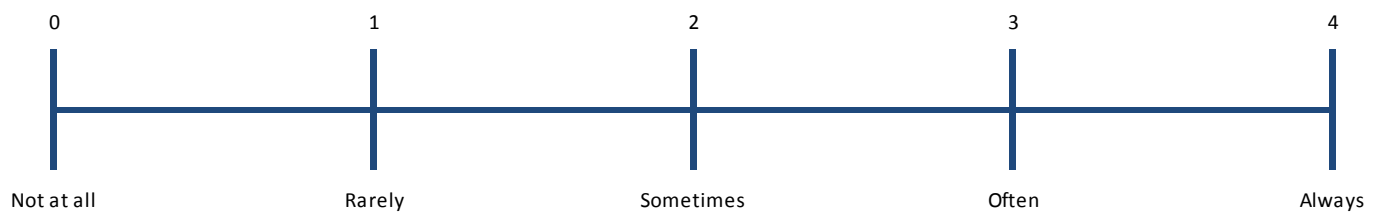
H. Evaluation and Continuous Quality Improvement (CQI)

Section H Score:

9

Extensive Implementation

	Avg.	n	Missing	N/A	Unsure
1. My county regularly reviews and uses data to make decisions.	3.1	27	0	0	2
2. Data is used to help county services and supports improve their practices.	3.4	26	0	0	3
3. My county reviews data to identify and eliminate any barriers (cultural/linguistic/racial/ethnic) to receiving services and supports.	3.3	26	0	0	3
4. The child-serving systems in my county work together to reduce barriers related to data sharing.	3.0	25	0	0	4



* n = Total responses (excludes Missing, N/A, and Unsure responses)

** Average score = Total score divided by "n"



pennsylvania
SYSTEM OF CARE PARTNERSHIP

**Pennsylvania
2016 County Assessment Report**

Commonwealth of Pennsylvania Leadership Team

All Other Partners

Level 1 (0% - 10%)	Little Implementation
Level 2 (10% - 20%)	
Level 3 (20% - 30%)	Some Implementation
Level 4 (30% - 40%)	
Level 5 (40% - 50%)	Moderate Implementation
Level 6 (50% - 60%)	
Level 7 (60% - 70%)	Substantial Implementation
Level 8 (70% - 80%)	
Level 9 (80% - 90%)	Extensive Implementation
Level 10 (90% - 100%)	

Youth Partners:	0
Family Partners:	0
Elected/Appointed Partners:	5
Provider Organization Partners:	22
Managed Care Organization Partners:	4
Community Partners:	9
System Partners:	97
Other Partners:	10
Missing Partner:	0
Total:	147

Overall State Level of Implementation: 8 Substantial Implementation

* Surveys with more than 50% of the questions in left unanswered were not included in this report.

I. Implementation of the PA System of Care Standards

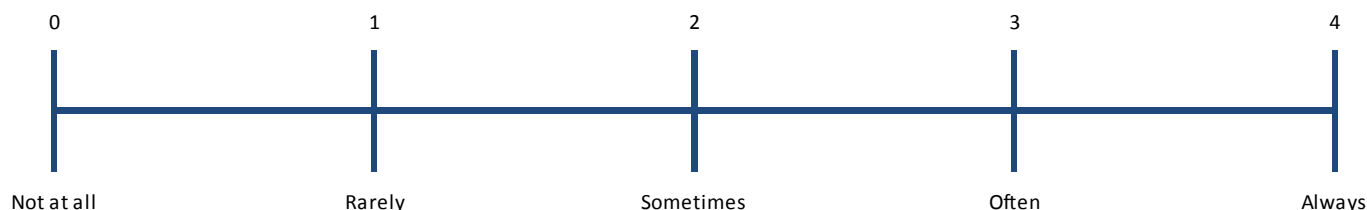
A. County Leadership Team

	% Yes	% No	n	Missing	N/A	Unsure
There is a Leadership Team in my county.	100.0%	0.0%	147	0	0	0
I am a member of the Leadership Team in my county.	100.0%	0.0%	147	0	0	0

Note: Percentages exclude Missing, N/A, and Unsure Responses

Section A Score: **9** Extensive Implementation

	Avg.	n	Missing	N/A	Unsure
1. The Leadership Team includes youth and family members.	3.0	141	0	2	4
2. I am a member of this Leadership Team committed to the PA SOC standards and know my roles and responsibilities.	3.6	141	0	3	3
3. My Leadership Team includes leaders from the child-serving systems (mental health, child welfare, juvenile justice, drug and alcohol, education, physical health, and/or intellectual and developmental disabilities).	3.7	146	0	0	1
4. My Leadership Team meets regularly at times convenient for all members.	3.5	146	0	0	1
5. Members use data and information to make decisions about changes in policy.	3.2	134	0	2	11
6. Leadership Team decisions resulted in changes in policy.	2.7	118	1	7	21



* n = Total responses (excludes Missing, N/A, and Unsure responses)

** Average score = Total score divided by "n"

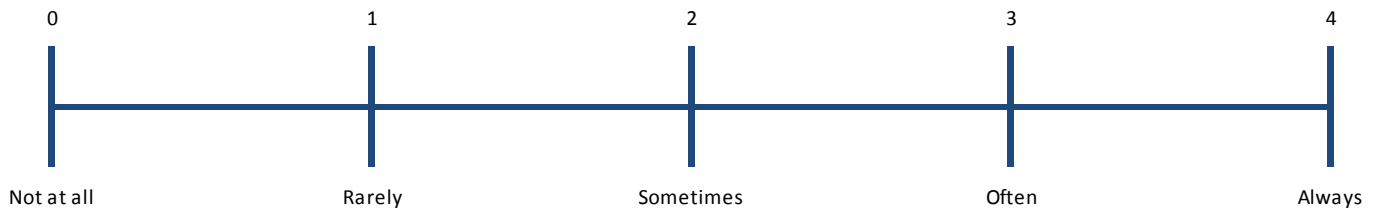
I. Implementation of the PA System of Care Standards

B. Youth-driven

Section B Score: **8**

Substantial Implementation

	Avg.	n	Missing	N/A	Unsure
1. In my county, there are opportunities for youth voice in each child-serving system.	2.8	135	0	2	10
2. Youth in my county are given the information needed to be decision-makers about their own care and well-being.	2.9	125	1	1	20
3. My county has incentives in place for youth participation. (Examples: stipends, assistance with transportation, travel reimbursement, childcare, etc.).	3.0	127	0	1	19
4. Youth in my county have access to a youth organization that supports youth involvement.	2.9	132	0	1	14



* n = Total responses (excludes Missing, N/A, and Unsure responses)

** Average score = Total score divided by " n "

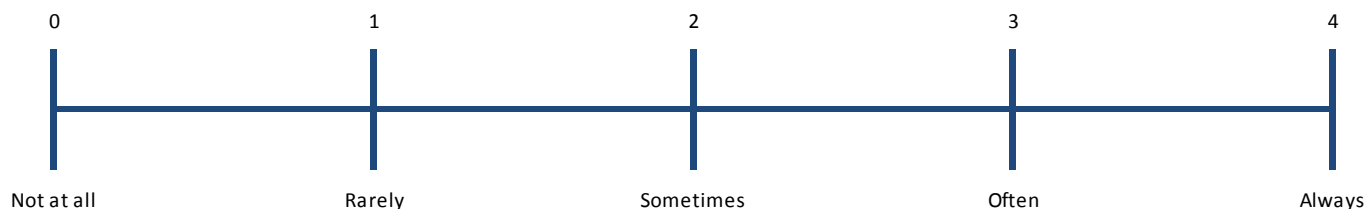
I. Implementation of the PA System of Care Standards

C. Family-driven

Section C Score: **8**

Substantial Implementation

	Avg.	n	Missing	N/A	Unsure
1. There is a family organization/group in my county.	3.3	127	2	1	17
2. Peer support is available for families in my county.	3.2	131	0	0	16
3. Families are invited to trainings held by system partners or providers in my county.	3.3	139	0	0	8
4. Family members have a primary role in the decisions which influence their child and family regardless of services.	3.2	133	0	0	14
5. Family members are involved in county and/or state committees or boards.	2.9	129	0	0	18
6. Community and natural supports are included in service plans (such as: Individualized Education Plan (IEP), Individualized Service Plan (ISP), Family Service Plan (FSP), etc.).	3.2	128	0	0	19



* *n* = Total responses (excludes Missing, N/A, and Unsure responses)

** Average score = Total score divided by "*n*"

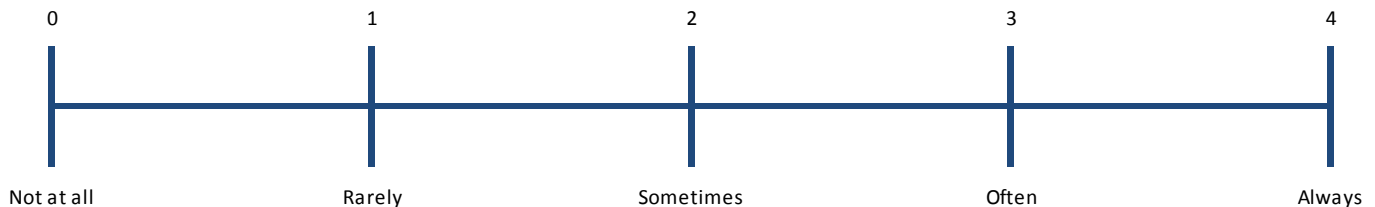
I. Implementation of the PA System of Care Standards

D. Integration of Child-Serving Systems

Section D Score: **7**

Substantial Implementation

	Avg.	n	Missing	N/A	Unsure
1. Overall the mission, vision, and outcomes of each of the child-serving systems are shared among the child-serving systems, as well as with youth and families as part of its community planning and work.	3.0	134	0	0	13
2. My county coordinates trainings that are developed and presented jointly with youth and families.	2.6	136	0	1	10
3. A unified plan of care is developed to address youth and family needs/goals regardless of how they enter the child-serving system.	2.5	130	2	0	15
4. Data about the child-serving systems is shared with youth, family, community, and system partners.	2.7	131	0	1	15
5. Solutions to barriers are included in service planning for youth and families.	2.8	123	0	0	24



* n = Total responses (excludes Missing, N/A, and Unsure responses)

** Average score = Total score divided by "n"

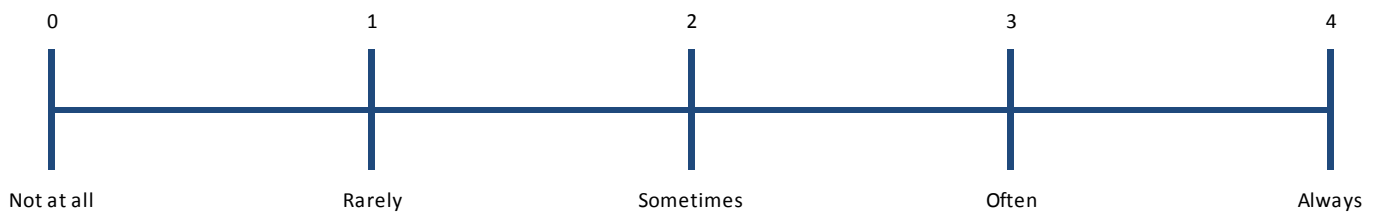
I. Implementation of the PA System of Care Standards

E. Natural and Community Supports

Section E Score: **8**

Substantial Implementation

	Avg.	n	Missing	N/A	Unsure
1. My county has a broad resource list of community supports and activities for youth and families which is readily available and shared.	3.1	136	0	0	11
2. My county identifies and promotes natural supports and community resources that help meet the broader community/cultural needs.	3.0	137	0	0	10
3. Youth and family plans include natural and community supports in a useful/meaningful way that effects positive change.	3.0	135	0	0	12
4. My county values the growth of natural supports and community resources that have been identified as positive and effective supports by youth and families.	3.3	139	0	0	8



* n = Total responses (excludes Missing, N/A, and Unsure responses)

** Average score = Total score divided by "n"

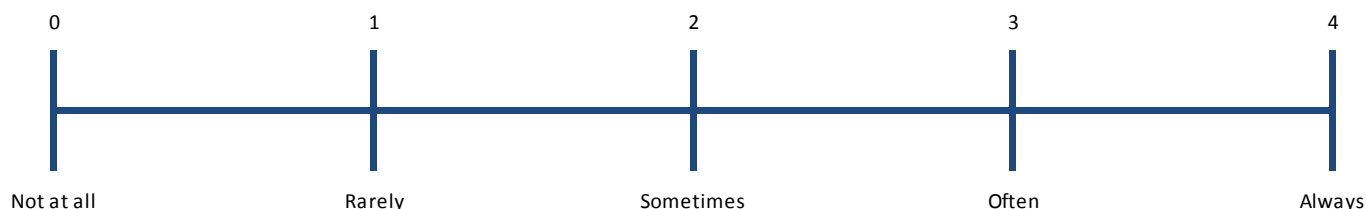
I. Implementation of the PA System of Care Standards

F. Cultural and Linguistic Competence

Section F Score: **7**

Substantial Implementation

	Avg.	n	Missing	N/A	Unsure
1. Leaders in my county understand county demographics and diversity (culture, age, income, education, race, ethnicity, religion, primary language, sexual orientation, gender identity, and disability status).	3.3	139	1	0	7
2. My county ensures the availability of culturally relevant trainings for youth, family, system partners, and community partners.	2.8	141	0	0	6
3. My county partners with culture brokers (e.g. traditional healers, places of worship, ethnic media outlets, alternative medicine practitioners, cultural organizations, local businesses, social organizations, etc.).	2.4	120	0	2	25
4. In my county, translation and interpretation services are available for those with limited English proficiency seeking services in the county.	3.0	131	0	2	14
5. Culturally and linguistically diverse families are represented in the decision-making processes at all levels of services.	2.1	116	0	3	28



* n = Total responses (excludes Missing, N/A, and Unsure responses)

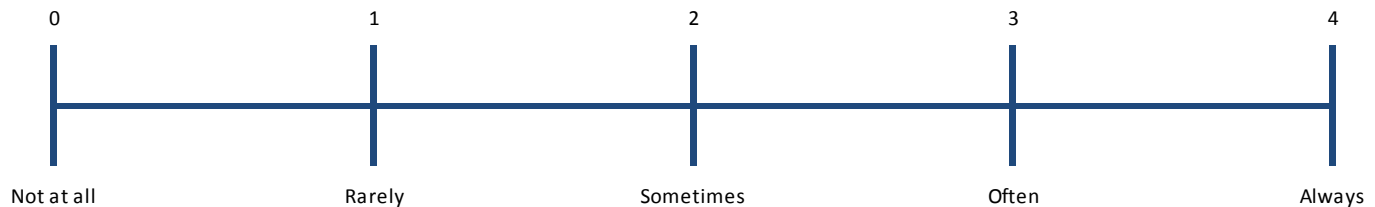
** Average score = Total score divided by "n"

I. Implementation of the PA System of Care Standards

G. Youth and Family Services and Supports Planning Process

Section G Score: **9****Extensive Implementation**

	Avg.	n	Missing	N/A	Unsure
1. My county has a planning process model (see above) that can be utilized by any youth or family.	3.4	127	1	0	19
2. There is an identified step-by-step dedicated referral process.	3.4	127	2	0	18
3. Youth and families can self-refer.	3.5	124	4	0	19
4. The Planning Process includes youth and/or family peer supports as identified and needed by the youth and family.	3.3	126	1	1	19



* n = Total responses (excludes Missing, N/A, and Unsure responses)

** Average score = Total score divided by " n "

I. Implementation of the PA System of Care Standards

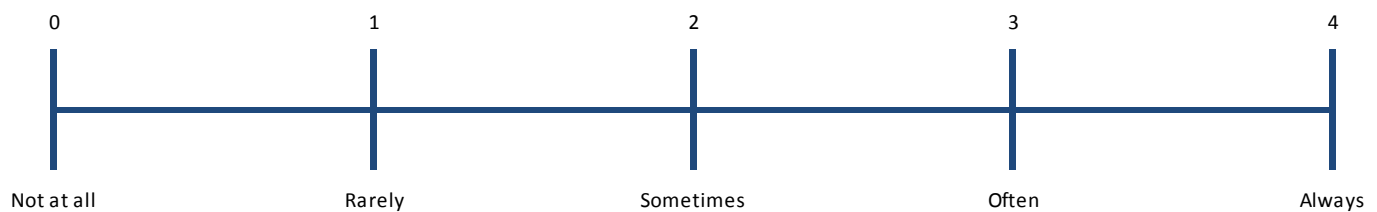
H. Evaluation and Continuous Quality Improvement (CQI)

Section H Score:

8

Substantial Implementation

	Avg.	n	Missing	N/A	Unsure
1. My county regularly reviews and uses data to make decisions.	3.1	129	1	1	16
2. Data is used to help county services and supports improve their practices.	3.1	131	1	1	14
3. My county reviews data to identify and eliminate any barriers (cultural/linguistic/racial/ethnic) to receiving services and supports.	2.9	128	1	1	17
4. The child-serving systems in my county work together to reduce barriers related to data sharing.	2.9	130	1	1	15



* n = Total responses (excludes Missing, N/A, and Unsure responses)

** Average score = Total score divided by "n"