



Pennsylvania County Progress Assessment Report 2014

Level 1 (0% - 10%)	Little Implementation
Level 2 (10% - 20%)	
Level 3 (20% - 30%)	Some Implementation
Level 4 (30% - 40%)	
Level 5 (40% - 50%)	Moderate Implementation
Level 6 (50% - 60%)	
Level 7 (60% - 70%)	Substantial Implementation
Level 8 (70% - 80%)	
Level 9 (80% - 90%)	Extensive Implementation
Level 10 (90% - 100%)	

Overall State Level of Implementation: 6 Moderate Implementation

I. Development and Use of a Strategic Plan

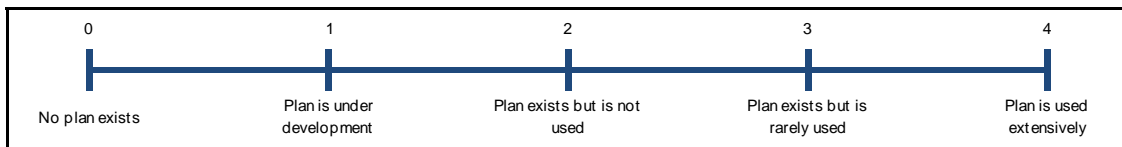
Section I Overall Level of Implementation: 7 Substantial Implementation

Strategic Plan

Level of Implementation: 6 Moderate Implementation

1. The county has a strategic plan for System of Care implementation and operation.
2. The strategic plan has clear, achievable goals.
3. The strategic plan includes action steps with reasonable timeframes.
4. The strategic plan includes appropriate, measurable outcomes.

	Avg.	Don't Know	Missing	N
1. The county has a strategic plan for System of Care implementation and operation.	2.47	26	1	105
2. The strategic plan has clear, achievable goals.	2.46	32	2	98
3. The strategic plan includes action steps with reasonable timeframes.	2.29	33	2	97
4. The strategic plan includes appropriate, measurable outcomes.	2.33	32	2	98

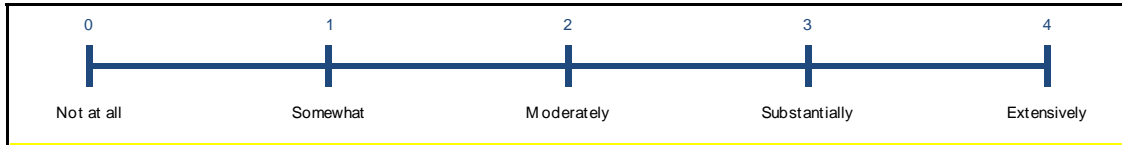


I. Development and Use of a Strategic Plan (cont.)

Strategic Plan Development Components

Level of Implementation: **7** Substantial Implementation

	Avg.	Don't Know	Missing	N
1. The strategic plan was developed with an equal partnership of youth, family members and system partners..	2.38	32	1	99
2. County Leadership Team members participate in the development and approval of the strategic goals, action steps and desired outcomes.	2.55	33	1	98
3. The strategic plan is reviewed and revised regularly by the County Leadership Team.	2.4	39	1	92



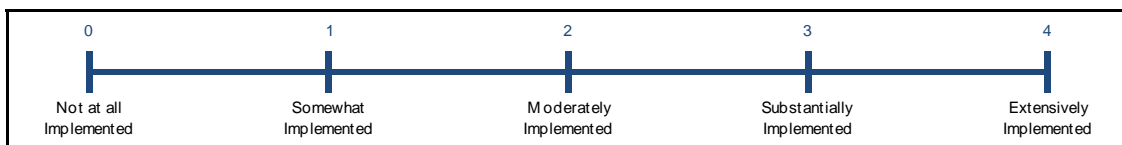
II. Implementation of the PA System of Care Standards

Section II Overall Level of Implementation: **6** Moderate Implementation

County Leadership Team

Level of Implementation: **7** Substantial Implementation

	Avg.	Don't Know	Missing	N
1. At least half of the County Leadership Team membership is made up of an equal # of youth and family members, who are representative of the population of focus.	2.12	20	0	112
2. The County Leadership Team includes leaders from child-serving systems (Juvenile Justice, Child Welfare, Mental Health, Drug and Alcohol, Education, Physical Health, and Individuals with Developmental Disabilities).	3	17	1	114
3. Youth, Family, and System Partners who participate on the County Leadership Team have a clear understanding of their roles and expectations.	2.3	22	1	109
4. County Leadership Team members have a commitment to what they are doing to implement System of Care and why.	2.67	24	0	108
5. The County Leadership Team meets regularly (and at times/locations that are convenient for youth and families) to make decisions.	2.79	25	0	107
6. The County Leadership Team assures that all information distributed and discussed is free of jargon and can be easily understood to support equal decision-making within the leadership structure.	2.62	26	0	106
7. The County Leadership Team utilizes information, training and data to inform their decisions.	2.51	22	0	110
8. The County Leadership Team develops policies and regulations that assure implementation and sustainability of an effective System of Care.	2.04	28	0	104



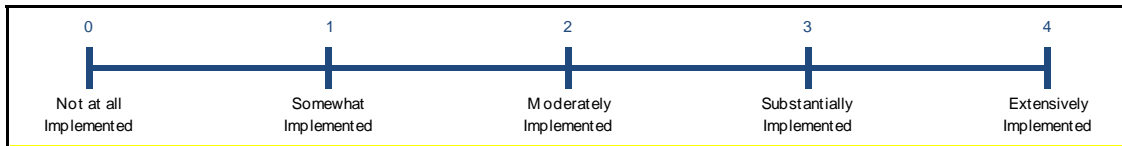
II. Implementation of the PA System of Care Standards (cont.)

Youth-Driven

Level of Implementation: 6 Moderate Implementation

1. A minimum of 25% of the County Leadership Team are youth members, who share equal responsibility with family members and system partners.
2. The County Leadership Team ensures that youth members are prepared, trained, supported, and valued.
3. The county has mechanisms in place to provide support for youth participation in events such as stipends, assistance with transportation, travel reimbursement, and child care.
4. The County Leadership Team facilitates the development of sustainable youth efforts and leadership in the county.
5. Opportunities for youth voice and leadership are made available in each respective child-serving system in the county.
6. Youth in the county receive adequate information and have a primary decision making role regarding their own care and overall well-being.
7. Peer support is available to youth in the county in order to improve youth and family outcomes.
8. Youth in the county have access to a youth organization that supports youth involvement at the system and service-delivery levels.

	Avg.	Don't Know	Missing	N
1.	1.88	22	0	110
2.	2.14	26	0	106
3.	2.51	28	0	104
4.	2.09	26	0	106
5.	2.02	23	0	109
6.	1.8	25	0	107
7.	1.75	22	0	110
8.	1.9	31	0	101

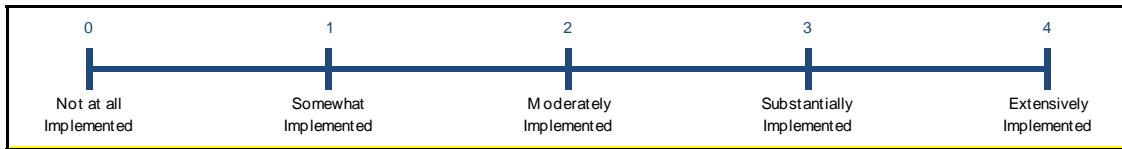


II. Implementation of the PA System of Care Standards (cont.)

Family-Driven

Level of Implementation: 6 Moderate Implementation

	Avg.	Don't Know	Missing	N
1. A minimum of 25% of the County Leadership Team are family members, who share equal responsibility with youth members and system partners.	2.22	25	0	107
2. County Leadership Teams ensure that family members are prepared, trained, supported, and valued.	2.24	20	0	112
3. The county has mechanisms in place to provide assistance for family participation in events such as stipends, transportation, travel reimbursement, and child care.	2.37	23	0	109
4. All county child-serving systems are accountable to youth and families that are receiving services.	2.15	22	0	110
5. Families have multiple opportunities in the county to provide leadership, support and advocacy.	2.15	22	0	110
6. Peer support is available to families in the county in order to improve youth and family outcomes.	2.23	24	0	108
7. Families have access to information and skill-building training in the county to help make informed decisions for their family.	2.15	22	0	110
8. Families and systems in the county have shared responsibility to ensure informed decision making.	2.04	15	0	117
9. Families have a primary decision making role in the county regarding their youth's and family's care and overall well-being.	2.07	21	0	111
10. Family members in the county have access to a family organization that supports family involvement at the system and service-delivery levels.	2.1	17	0	115

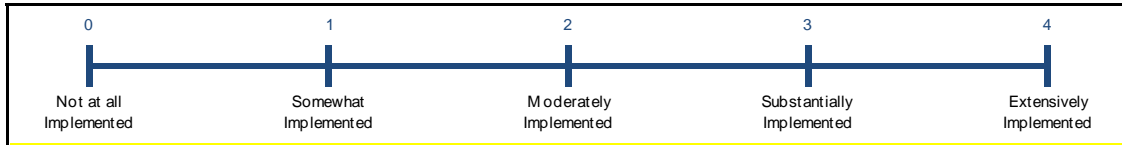


II. Implementation of the PA System of Care Standards (cont.)

Integration of Child-Serving Systems

Level of Implementation: 6 Moderate Implementation

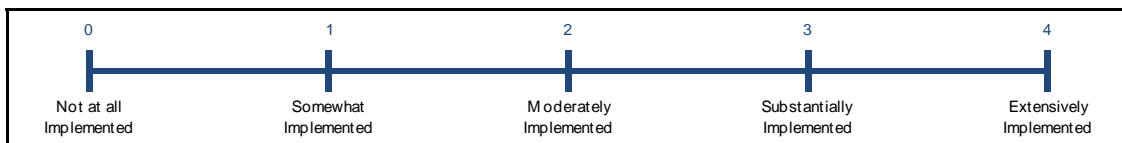
	Avg.	Don't Know	Missing	N
1. The County Leadership Team ensures that the mission, vision and desired outcomes of each child-serving system are clearly incorporated into the System of Care planning.	2.32	31	0	101
2. The county utilizes a cross-system training process developed and facilitated in partnership with youth and families.	2.13	28	0	104
3. A youth and family driven planning process to facilitate access of services and supports in the county is available to all youth and families regardless of their initial point of contact with the child-serving systems.	1.91	25	0	107
4. One overall plan of care is created for multi-system youth across child-serving agencies and systems in the county (there may be more detailed plans for individual systems as part of the overall plan).	1.71	27	0	105
5. Youth and family data are frequently shared and accessible to all involved child-serving systems in the county	1.86	27	0	105
6. There is an ongoing systematic process in the county for identifying and addressing the barriers that affect implementation of fully integrated cross-system plans.	2.13	26	0	106



Natural and Community Supports

Level of Implementation: 6 Moderate Implementation

	Avg.	Don't Know	Missing	N
1. The County Leadership Team distributes comprehensive resource lists of community supports, activities and assets available within the county.	2.05	21	0	111
2. The County Leadership Team identifies natural supports and community resources that help meet their broader community needs and culture.	2.07	21	0	111
3. The County Leadership Team values and facilitates the growth of individuals, groups, activities, and programs in the county that have been identified as positive and effective supports by youth and families.	2.34	22	0	110
4. The County Leadership Team develops partnerships with youth, families and communities to identify natural and community supports to meet the county's unmet needs.	2.16	21	0	111
5. The County Leadership Team expects and values participation of natural supports on individual youth and family planning teams.	2.52	19	0	113

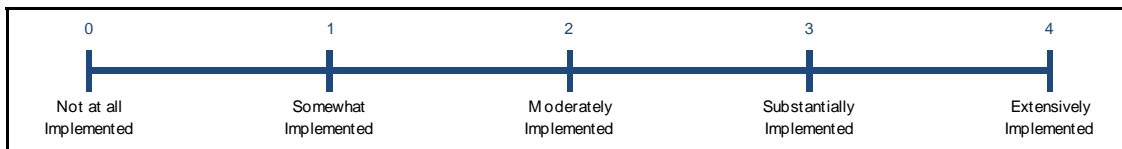


II. Implementation of the PA System of Care Standards (cont.)

Cultural and Linguistic Competence (including new CLAS standards)

Level of Implementation: **5** Moderate Implementation

	Avg.	Don't Know	Missing	N
1. The County Leadership Team understands the demographics and diversity in the county (culture, age, income, education, race, ethnicity, religion, primary language, sexual orientation, gender identity, and disability status).	2.53	20	0	112
2. The County Leadership Team ensures the availability of culturally relevant and culturally specific trainings for youth, family, system partners, and community partners.	2.1	29	0	103
3. The County Leadership Team partners with culture brokers and leaders within specific cultural groups in order to determine their needs for services and supports.	1.67	43	0	89
4. The County Leadership Team ensures the availability of translation and interpretation services for those with limited English proficiency.	2.05	45	0	87
5. The County Leadership Team ensures that easily understood service-related and outreach materials are available in the languages of the commonly encountered groups in the community served.	1.98	43	0	89
6. Culturally and linguistically diverse families, representative of the youth and families in the community, engage and participate at all levels of the County System of Care.	1.51	35	0	97
7. The County Leadership Team ensures that staff of county services and supports is representative of the communities served and trained in cultural and linguistic competence.	1.93	36	0	96
8. The County Leadership Team ensures that services and supports are adapted to ensure access and effectiveness for culturally diverse populations.	1.88	33	0	99
9. County Leadership Teams will develop specific strategies to reduce racial, ethnic, and cultural disparities in access to and outcomes of services.	1.87	30	0	102

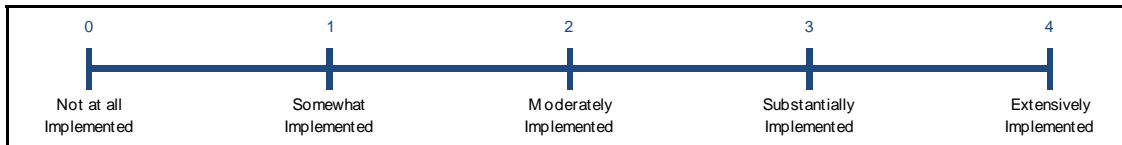


II. Implementation of the PA System of Care Standards (cont.)

Youth and Family Services and Supports Planning Process

Level of Implementation: 7 Substantial Implementation

	Avg.	Don't Know	Missing	N
1. The youth and family driven model facilitates integrated services and supports planning among youth, families, and key child-serving systems.	2.52	19	0	113
2. The planning model has dedicated and trained staff.	2.64	22	0	110
3. The referral process is known and understood by families and systems.	2.09	23	0	109
4. The engagement process is clearly defined and the process is agreed to by the families.	2.34	23	0	109
5. The individual youth and family plan includes: *Assessment of strengths and needs *Assessment across multiple domains *Crisis plan *Cultural and linguistic sensitivity *Natural and community supports *Plan for self-efficacy	2.58	26	0	106
6. Youth will receive services and supports in the least restrictive settings.	2.81	17	0	115
7. Youth and family peer supports are available as needed.	2.44	19	0	113
8. Process outcomes are collected and monitored.	2.45	29	0	103
9. Results are used by the County Leadership Team for continual improvement.	2.05	30	0	102

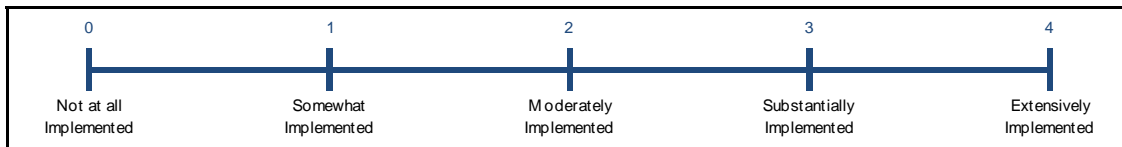


II. Implementation of the PA System of Care Standards (cont.)

Evaluation and Continuous Quality Improvement (CQI)

Level of Implementation: 6 Moderate Implementation

	Avg.	Don't Know	Missing	N
1. The County Leadership Team, partnering agencies, and/or providers collaborate to gather data for the purpose of continuous quality improvement (CQI).	2	33	0	99
2. The County Leadership Team actively engages and participates in the implementation of a statewide System of Care evaluation and CQI plan.	2.09	43	0	89
3. As a part of the PA System of Care Partnership, the county consistently submits required data to the SOC Evaluation Team as mandated by the federal cooperative agreement with SAMHSA.	2.47	51	0	81
4. The County Leadership Team provides opportunities for youth, family, system, and community leaders to participate in the Evaluation Subcommittee of the Youth and Family Training Institute Advisory Board.	2.01	40	0	92
5. The County Leadership Team works with the System of Care Evaluation Team and the Evaluation Subcommittee to develop and establish protocols for data sharing and analysis for ongoing CQI purposes.	1.95	47	0	85
6. The County Leadership Team collaborates with child-serving systems to reduce barriers related to confidentiality and data sharing between systems.	2.15	37	0	95
7. The County Leadership Team collaborates with child-serving systems to collect data related to cost-effective services and supports.	2.05	44	0	88
8. The County Leadership Team participates in the annual County System of Care Progress Assessment to monitor and assess the implementation of the PA System of Care Standards.	2.31	52	0	80



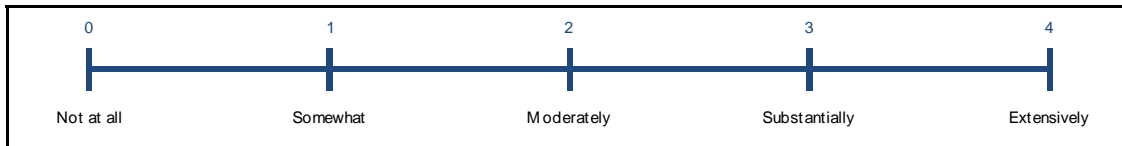
III. County Services and Supports

Section III Overall Level of Implementation: 6 Moderate Implementation

Evidence-Informed and Evidence-Based Practices

Level of Implementation: 7 Substantial Implementation

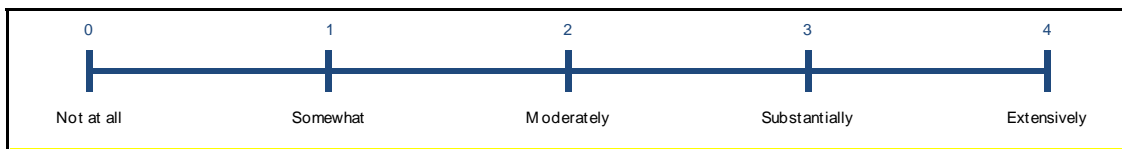
	Avg.	Don't Know	Missing	N
1. Evidence-informed and evidence-based practices are implemented within the service array to improve outcomes.	2.73	23	3	106
2. Fidelity data to evidence-informed and evidence-based practices is collected and analyzed.	2.51	34	4	94
3. Outcome data from evidence-informed and evidence-based practices is collected and analyzed.	2.47	34	3	95
4. Data is regularly reviewed and utilized as part of a continuous quality improvement process.	2.4	37	3	92



Least Restrictive Approach

Level of Implementation: 7 Substantial Implementation

	Avg.	Don't Know	Missing	N
1. Utilization of home and community-based services for youth and families is increasing.	2.67	22	4	106
2. The number of youth who are served in settings more restrictive than necessary is decreasing.	2.55	33	4	95
3. Utilization of more restrictive services is primarily used for short-term lengths of stay and crisis stabilization when necessary and appropriate.	2.44	31	3	98

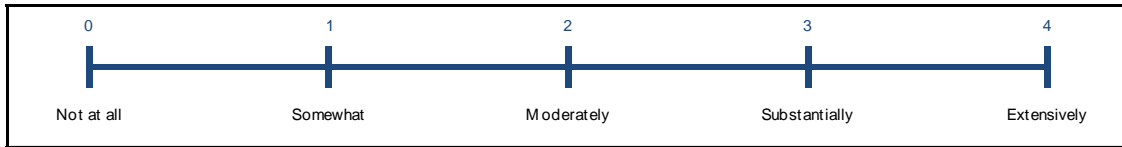


III. County Services and Supports (cont.)

Service Array

Level of Implementation: 6 Moderate Implementation

	Avg.	Don't Know	Missing	N
1. A broad array of home and community-based services and supports is available and easily accessible.	2.42	16	3	113
2. Services are linked with early identification and intervention activities to identify mental health problems earlier.	2.15	25	3	104
3. Developmentally appropriate services and supports for young children and their families are available and easily accessible.	2.41	18	3	111
4. Services and supports for youth and young adults in transition to adulthood are available and easily accessible.	1.78	19	3	110
5. Racial, ethnic, and cultural disparities around access to and outcomes of services are being addressed.	1.94	33	3	96



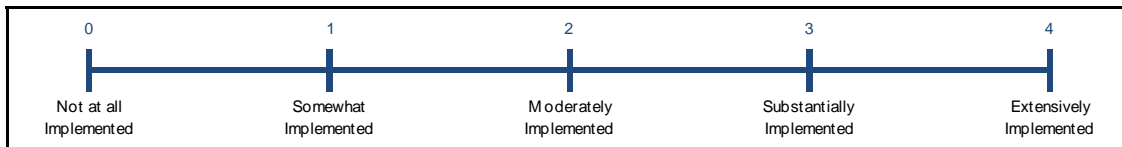
IV. County Infrastructure Based on System of Care Approach

Section IV Overall Level of Implementation: **6 Moderate Implementation**

Infrastructure Components

Level of Implementation: **6 Moderate Implementation**

	Avg.	Don't Know	Missing	N
1. Process for Identifying and Resolving Barriers	2.1	29	1	102
2. Blended or Pooled Funding for System of Care Services and/or Infrastructure Sustainability	1.8	55	1	76
3. Youth and Family Driven Planning Process Model to Manage Care and Costs for Multi-system Youth	1.92	40	1	91
4. Interagency Partnerships/Agreements	2.17	39	1	92
5. Partnerships with Family Organization and Family Leaders	2.31	34	1	97
6. Partnerships with Youth Organization and Youth Leaders	2.04	30	1	101
7. Defined Access/Entry Points to Care	2.14	36	1	95
8. Extensive Provider Network to Provide Comprehensive Array of Services	2.4	29	1	102
9. Training, Technical Assistance, and Workforce Development around the 8 PA System of Care Standards	1.72	33	1	98
10. Using Data for Continuous Quality Improvement	2.18	37	1	94
11. Strategic Planning	2.15	30	2	100
12. Social Marketing	1.56	30	1	101
13. Utilization of the PA System of Care Website	1.72	38	1	93
14. Participation in the PA System of Care County Collaboratives and Learning Institutes	2.44	28	1	103



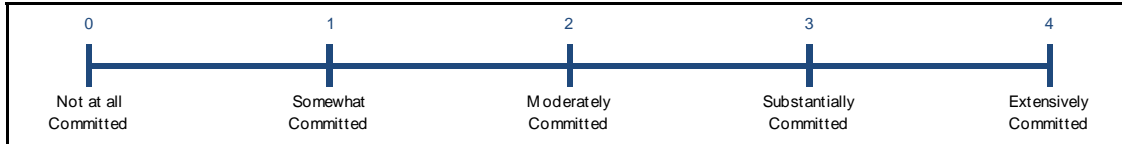
V. Commitment to the System of Care Philosophy and Approach

Section V Overall Level of Implementation: **6** Moderate Implementation

Youth and Family Leaders

Level of Implementation: **7** Substantial Implementation

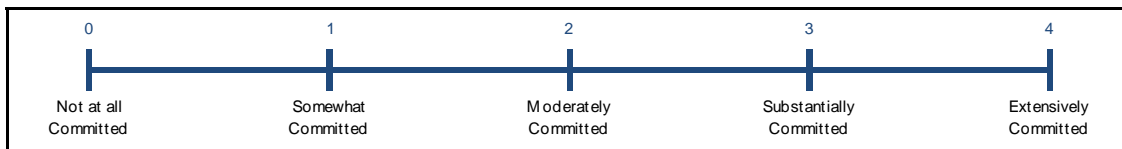
	Avg.	Don't Know	Missing	N
1. Youth Leaders	2.4	21	1	110
2. Family Leaders	2.55	21	1	110



Child-Serving Systems

Level of Implementation: **6** Moderate Implementation

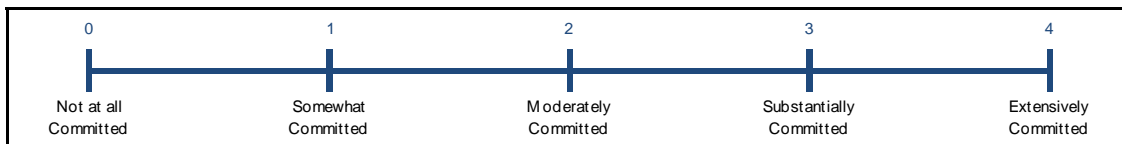
	Avg.	Don't Know	Missing	N
1. Mental Health System	2.88	18	1	113
2. Child Welfare System	2.54	18	1	113
3. Juvenile Justice System	2.47	19	1	112
4. Education System	2.04	21	1	110
5. Drug and Alcohol Treatment System	2.45	21	1	110
6. Physical Health System	1.44	42	1	89
7. Individuals with Developmental Disabilities System	2.21	27	2	103
8. Other System	2.45	57	44	31



County Policy and Decision-Makers

Level of Implementation: **6** Moderate Implementation

	Avg.	Don't Know	Missing	N
1. County Commissioners and/or County Council Members	2.3	61	1	70
2. Human Service Administrators	2.9	33	1	98
3. Court Administrators	1.77	59	2	71

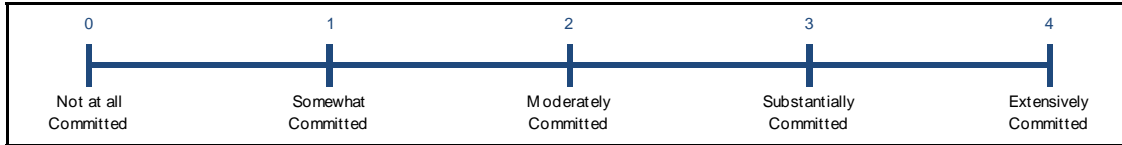


V. Commitment to the System of Care Philosophy and Approach (cont.)

Providers

Level of Implementation: 6 Moderate Implementation

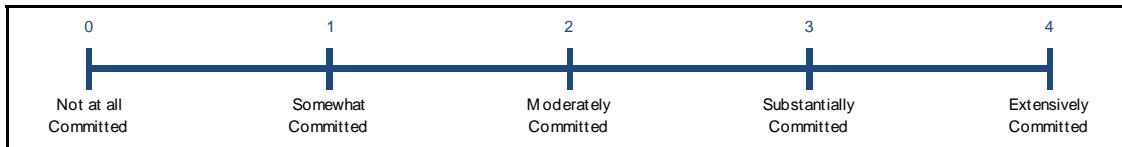
	Avg.	Don't Know	Missing	N
1. Provider Organizations and Associations	2.38	36	1	95
2. Provider Agency Administrators and Mid-Level Managers	2.32	37	1	94
3. Direct Service Staff	2.37	42	1	89



Managed Care Organizations

Level of Implementation: 6 Moderate Implementation

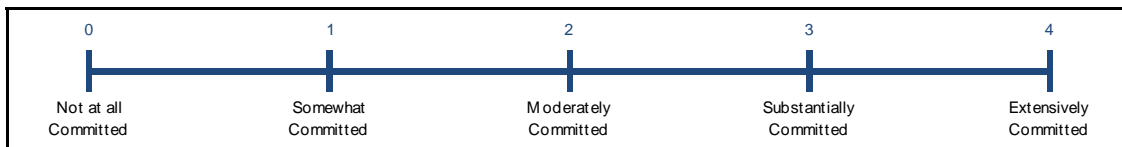
	Avg.	Don't Know	Missing	N
1. Behavioral Health Managed Care Organizations	2.79	29	1	102
2. Physical Health Managed Care Organizations	1.41	60	2	70



Community Partners

Level of Implementation: 5 Moderate Implementation

	Avg.	Don't Know	Missing	N
1. Community Providers (United Way, YMCA, Big Brothers/Big Sisters, etc.)	1.85	52	1	79
2. Spiritual / Religious Partners	1.64	59	1	72

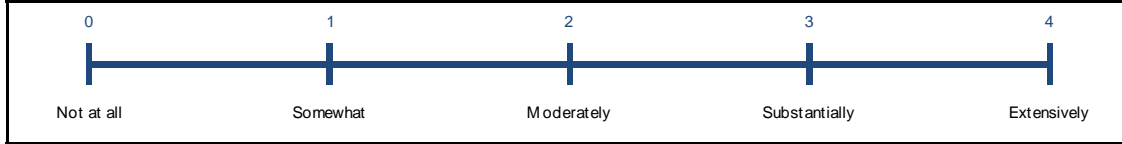


VI. Additional Questions

Overall Assessment

1. To what extent do you believe that the System of Care approach is being implemented in your county?

Avg.	Don't Know	Missing	N
2.19	9	2	121



Feedback

1. The questions in this survey are easy to understand.

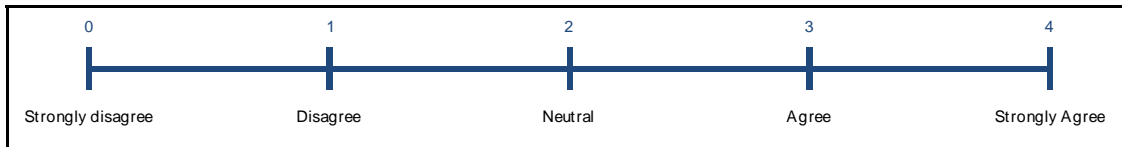
Avg.	Don't Know	Missing	N
2.02	0	2	130

2. The questions in this survey are relevant to my county's efforts to implement the System of Care approach.

2.21	0	2	130
------	---	---	-----

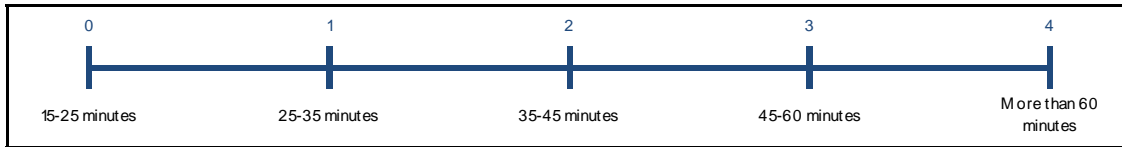
3. My responses to the survey capture the status of my county's efforts to implement the System of Care approach.

2.4	0	2	130
-----	---	---	-----



4. How long did it take to complete this survey?

1.87	0	2	130
------	---	---	-----





Pennsylvania County Progress Assessment Report 2014

Level 1 (0% - 10%)	Little Implementation
Level 2 (10% - 20%)	
Level 3 (20% - 30%)	Some Implementation
Level 4 (30% - 40%)	
Level 5 (40% - 50%)	Moderate Implementation
Level 6 (50% - 60%)	
Level 7 (60% - 70%)	Substantial Implementation
Level 8 (70% - 80%)	
Level 9 (80% - 90%)	Extensive Implementation
Level 10 (90% - 100%)	

State Summary

N = 132

	# of Questions	% of Possible Points	Level of Implementation
Section I: Strategic Plan	7	60.30%	7
Section II: PA System of Care Standards	63	54.77%	6
Section III: County Services and Supports	12	59.26%	6
Section IV: County Infrastructure	14	51.34%	6
Section V: Commitment	20	57.48%	6
Overall State Level of Implementation	116	55.59%	6