



pennsylvania

SYSTEM OF CARE PARTNERSHIP

For more information, please visit: www.pasocpartnership.org

Pennsylvania established the "PA System of Care Partnership" to meet the needs of youth ages 8-18 with complex mental health challenges and multi-system involvement, and their families. It helps counties and child-serving systems work together in equal partnership with youth and families to bring about positive outcomes and system change.

System of Care is:

A network of effective, community-based services and supports for children and youth with or at-risk for mental health or other challenges and their families...

...is organized into coordinated networks



...addresses cultural and linguistic needs



...builds meaningful partnerships with families and youth;



...in order to help families function better at home, in school, in the community, and throughout life.

System of Care Outcomes in Pennsylvania

Home



36% improvement in youth having one stable living arrangement

50% improvement in caregivers reporting stress or strain

17% decrease in youth living in residential treatment facilities

School



52% of youth improved their school performance

40% of youth improved their school attendance

33% decrease in youth being suspended or expelled from school

Community



9% decrease in youth arrests

16% decrease in youth being convicted of a crime

33% of youth report helping other young people learn about services and supports

Life



13% decrease in youth reporting clinically impairing depression and 8% decrease in clinically impairing anxiety.

22% increase in youth reporting that they can make changes in life to live successfully with their challenges

24% decrease in youth inpatient hospitalizations

System of Care Definition: Stroul, B., Blau, G., & Friedman, R. (2010). *Updating the system of care concept and philosophy*. Washington, DC: Georgetown University Center for Child and Human Development, National Technical Assistance Center for Children's Mental Health.

Data was collected from July 2011 – January 2016 from the: CMHS National Evaluation - Longitudinal Outcomes and Satisfaction Study Data Profile Report - 122 youth and families from 13 System of Care counties using High Fidelity Wraparound were enrolled in the study. Some counties expanded services from birth to 21 years old. Outcomes were collected at 6, 12, 18, and 24 months post intake. Data collection for the program is still ongoing; thus, results presented in this report do not represent final results and should not be interpreted as such.

This report was developed under grant number SM061250 from the Substance Abuse and Mental Health Services Administration (SAMHSA), U.S. Department of Health and Human Services (HHS). The views, policies, and opinions expressed are those of the authors and do not necessarily reflect those of SAMHSA or HHS.



How are PA counties implementing System of Care Standards?

The PA County Assessment is a survey conducted every April to understand how counties are implementing System of Care.

In 2016, we received 447 completed surveys from partners in 50 PA Counties!



Counties reported an average of a Level 8 (out of 10) Implementation score which means that System of Care values and principles are being spread far and wide across PA!




County Leadership Team



188 surveys were received from County Leadership Team (CLT) members across PA, including 42 youth and family partners.

The overall score for this standard was a 9 (out of 10) for Implementation.

Youth Driven



55% of all respondents (and 50% of youth partners) reported that there are opportunities for youth voice in each child-serving system.

The overall score for this standard was a 7 (out of 10) for Implementation.

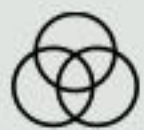
Family Driven



75% of all respondents (and 69% of all family partners) reported that there is a family organization or group in their county.

The overall score for this standard was an 8 (out of 10) for Implementation.

Integration of Child-Serving Systems



64% of respondents reported that the mission, vision, and outcomes of each child-serving system are shared with all partners.

The overall score for this standard was a 7 (out of 10) for Implementation.

Natural and Community Supports



63% of respondents reported that their county promotes connections with natural supports and community resources.

The overall score for this standard was a 7 (out of 10) for Implementation.


Cultural and Linguistic Competence



50% of respondents reported that the county has culturally relevant training available for youth, family, system, and community partners.

The overall score for this standard was a 7 (out of 10) for Implementation.

Youth and Family Services and Supports Planning Process



78% reported that their county has a planning process model that can be utilized by any youth or family.

The overall score for this standard was an 8 (out of 10) for Implementation.

Evaluation and Continuous Quality Improvement



74% reported that the County Leadership Team regularly reviews data and uses it to make decisions.

The overall score for this standard was an 8 (out of 10) for Implementation.